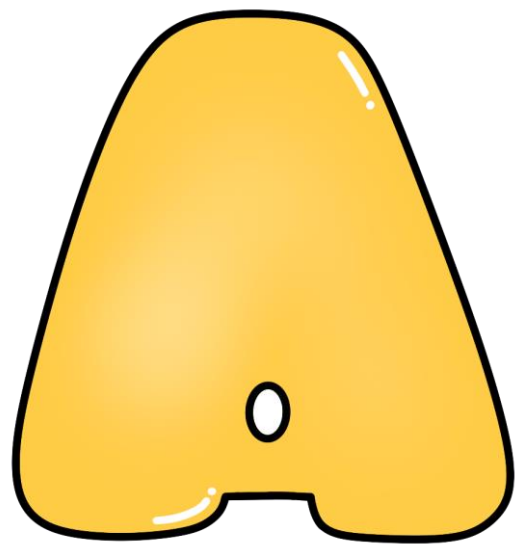





MI NOMBRE EMPIEZA CON:




DE




Blank writing area with four horizontal lines.



MI NOMBRE EMPIEZA CON:




DE




Blank writing area with four horizontal lines for the child to write their name.



MI NOMBRE EMPIEZA CON:



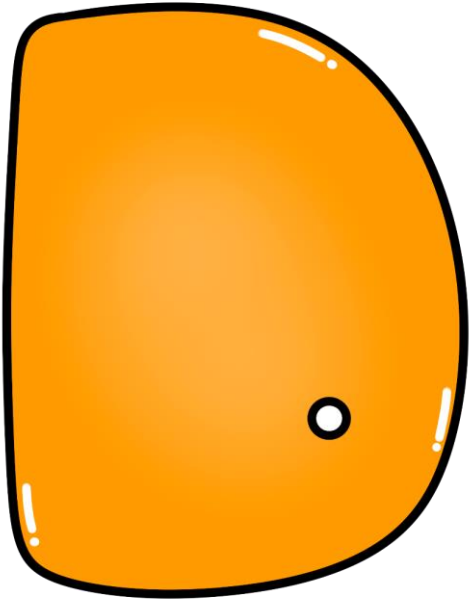
DE




Four horizontal lines for writing a name.



MI NOMBRE EMPIEZA CON:



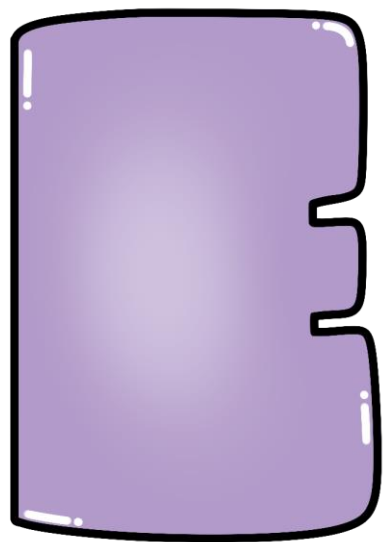
DE




Four horizontal lines for writing a name.



MI NOMBRE EMPIEZA CON:



DE




Four horizontal lines for writing the full name.



MI NOMBRE EMPIEZA CON:

F

DE




Four horizontal lines for writing a name.



MI NOMBRE EMPIEZA CON:

G

D E




Blank writing area with four horizontal lines for the student to write their name.



MI NOMBRE EMPIEZA CON:

W

D E




Four horizontal lines for writing a name, contained within a rounded rectangular border.



MI NOMBRE EMPIEZA CON:

I

DE



Four horizontal lines for writing a name.



MI NOMBRE EMPIEZA CON:

J

D E



Four horizontal lines for writing a name.



MI NOMBRE EMPIEZA CON:

K

D E




Four horizontal lines for writing a name.



MI NOMBRE EMPIEZA CON:

L

DE




Four horizontal lines for writing a name.



MI NOMBRE EMPIEZA CON:

M

DE



Four horizontal lines for writing the name.



MI NOMBRE EMPIEZA CON:

N

DE




Four horizontal lines for writing a name.



MI NOMBRE EMPIEZA CON:

N

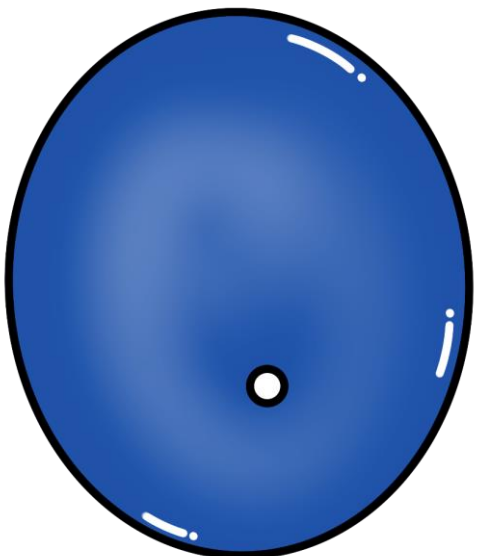
DE



Four horizontal lines for writing a name.



MI NOMBRE EMPIEZA CON:




DE



Four horizontal lines for writing a name.



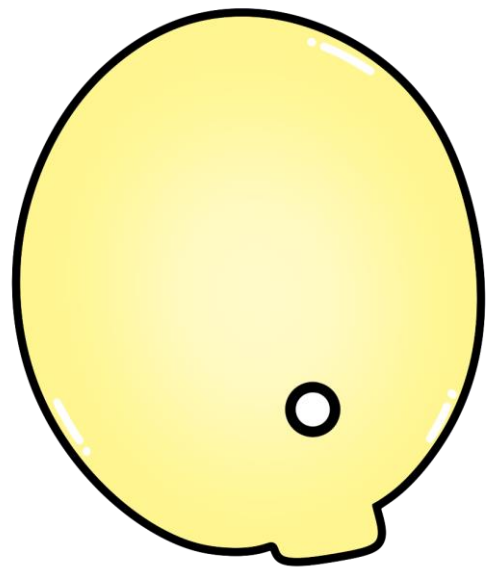
MI NOMBRE EMPIEZA CON:




Four horizontal lines for writing a name.



MI NOMBRE EMPIEZA CON:





DE



Four horizontal lines for writing a name.




MI NOMBRE EMPIEZA CON:



Four horizontal lines for writing a name.



MI NOMBRE EMPIEZA CON:



Blank writing area with four horizontal lines for a name.



MI NOMBRE EMPIEZA CON:

T

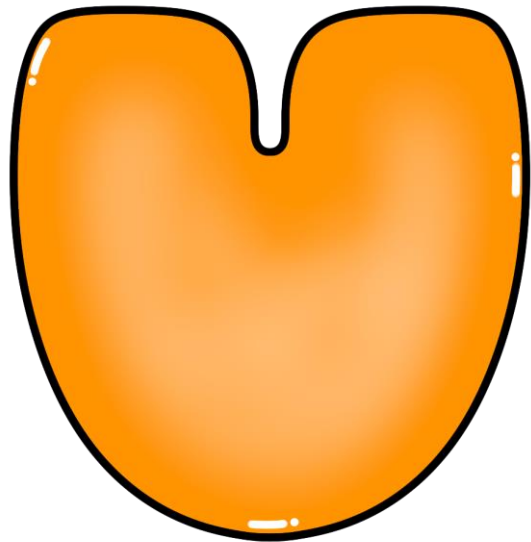
DE



Blank writing area with four horizontal lines.



MI NOMBRE EMPIEZA CON:



DE




Blank writing area with four horizontal lines for the student to write their name.



MI NOMBRE EMPIEZA CON:

V

DE




Four horizontal lines for writing a name.



MI NOMBRE EMPIEZA CON:

W


D E




Blank writing area with four horizontal lines.



MI NOMBRE EMPIEZA CON:



DE




Four horizontal lines for writing a name.



MI NOMBRE EMPIEZA CON:

Y

DE



Blank writing area with four horizontal lines for the student to write their name.



MI NOMBRE EMPIEZA CON:

Z

DE



Blank writing area with four horizontal lines.



MI NOMBRE EMPIEZA CON:

A

DE

Four horizontal lines for writing a name.



MI NOMBRE EMPIEZA CON:


B

DE

Blank writing area with four horizontal lines for the student to write their name.



MI NOMBRE EMPIEZA CON:

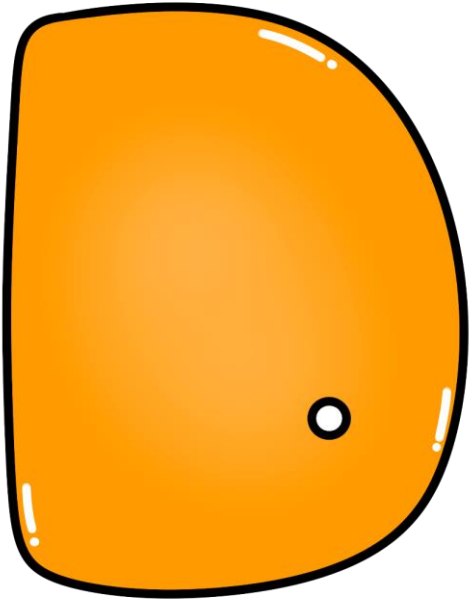


DE

Four horizontal lines for writing a name.



MI NOMBRE EMPIEZA CON:

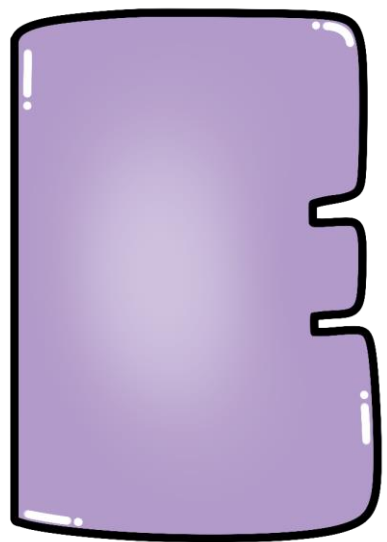


DE

Four horizontal lines for writing a name.



MI NOMBRE EMPIEZA CON:



DE

Four horizontal lines for writing the rest of the name.



MI NOMBRE EMPIEZA CON:

F

DE

Four horizontal lines for writing a name.



MI NOMBRE EMPIEZA CON:

G

DE

Blank writing area with four horizontal lines for the student to write their name.



MI NOMBRE EMPIEZA CON:

H

DE

Blank writing area with four horizontal lines for the student to write their name.



MI NOMBRE EMPIEZA CON:

I

DE

Blank writing area with four horizontal lines for the student to write their name.



MI NOMBRE EMPIEZA CON:

J DE

Four horizontal lines for writing a name.



MI NOMBRE EMPIEZA CON:

K

DE

Four horizontal lines for writing a name.



MI NOMBRE EMPIEZA CON:

L

DE

Four horizontal lines for writing a name.



MI NOMBRE EMPIEZA CON:

M

DE

Four horizontal lines for writing the name.



MI NOMBRE EMPIEZA CON:

N

DE

Blank writing area with four horizontal lines for the student to write their name.



MI NOMBRE EMPIEZA CON:

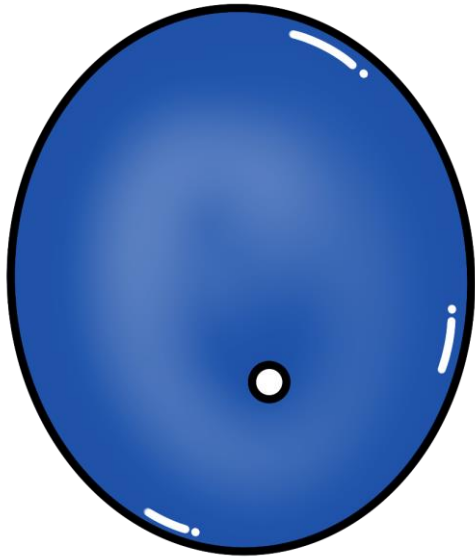
N

DE

Blank writing area with four horizontal lines for the student to write their name.



MI NOMBRE EMPIEZA CON:




DE

Four horizontal lines for writing a name.



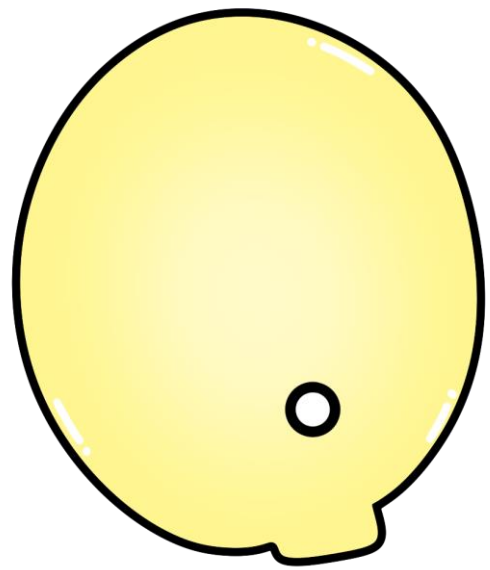
MI NOMBRE EMPIEZA CON:



Four horizontal lines for writing a name.



MI NOMBRE EMPIEZA CON:



DE

Four horizontal lines for writing a name.



MI NOMBRE EMPIEZA CON:

R

DE

Four horizontal lines for writing a name.



MI NOMBRE EMPIEZA CON:

S

DE

Blank writing area with four horizontal lines for the student to write their name.



MI NOMBRE EMPIEZA CON:

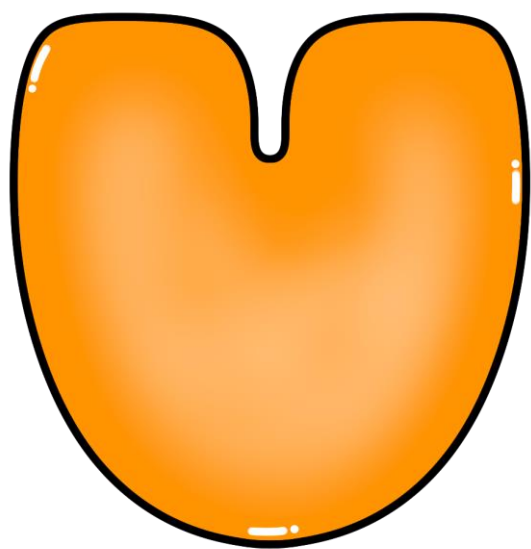
T

DE

Four horizontal lines for writing a name.



MI NOMBRE EMPIEZA CON:



DE

Four horizontal lines for writing a name.



MI NOMBRE EMPIEZA CON:

V

DE

Four horizontal lines for writing the name.



MI NOMBRE EMPIEZA CON:


W

DE

Four horizontal lines for writing the name.



MI NOMBRE EMPIEZA CON:



A large rounded rectangular box containing four horizontal lines for writing a name.



MI NOMBRE EMPIEZA CON:

Y

DE

Blank writing area with four horizontal lines for the student to write their name.



MI NOMBRE EMPIEZA CON:

Z

DE

Four horizontal lines for writing a name starting with 'Z'.