

Examen diagnóstico

1° grado



Facebook Pizarra creativa




Alumno: _____

Escuela: _____


Grado: _____ Grupo: _____


| Materias | Aciertos | Calificación |
|------------------------|----------|--------------|
| ESPAÑOL | | |
| MATEMÁTICAS | | |
| CONOCIMIENTO DEL MEDIO | | |
| FORMACIÓN CÍVICA Y É. | | |



CAMPO FORMATIVO: LENGUAJES


5. Escribe la vocal con la que inicia cada imagen :








___so



___va

___rdilla



___lefante



___guana

6. Relaciona las vocales con la que corresponde:





A
E
I
O
U

O
i
a
u
e



Facebook Pizarra creativa

7. Tacha la imagen que empieza con A :





CAMPO FORMATIVO: LENGUAJES

8. Encierra el nombre correcto de las siguientes imágenes:






palo pato



mamá masa

oso ojo



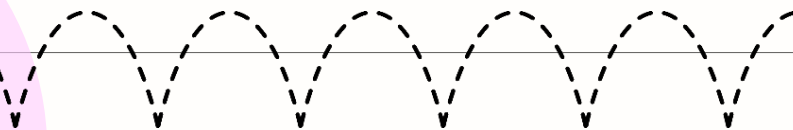

mesa misa

sul sol

9. Escribe en las líneas las palabras que te dictarán:





10. Repasa las líneas:



CAMPO FORMATIVO: SABERES Y PENSAMIENTO CIENTIFICO





1. Colorea la pecera donde hay más peces:



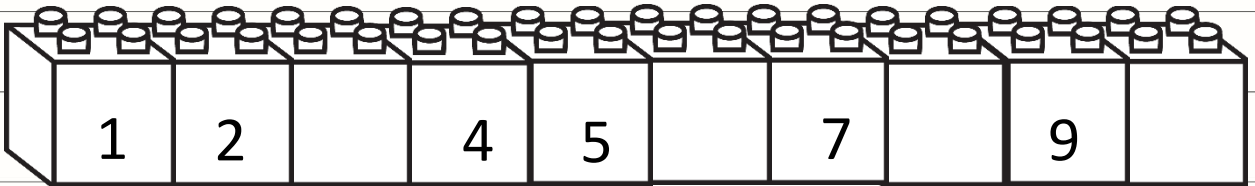
2. Dibuja en las bolsas lo que se indica:

Menos dulces


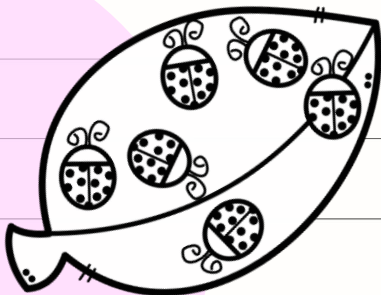
Más dulces



3. Escribe los números que faltan:




4. Cuenta los insectos que hay en las hojas y escríbelo :



CAMPO FORMATIVO: SABERES Y PENSAMIENTO CIENTIFICO

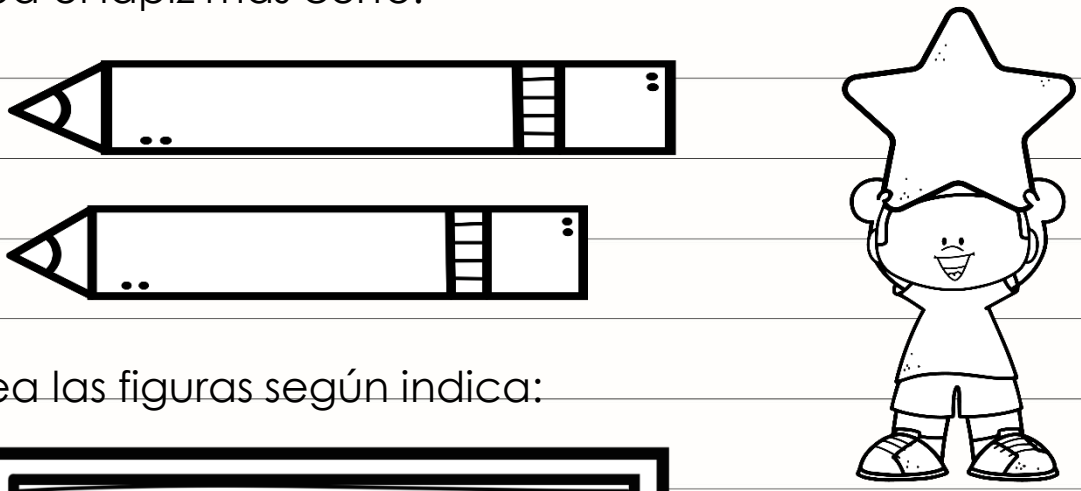
5. Escribe cuántas manzanas hay en cada árbol:



A girl with long hair and a dress stands to the left of three apple trees. Each tree has a ladder leaning against its trunk. Below each tree is a blue square box for writing the number of apples.

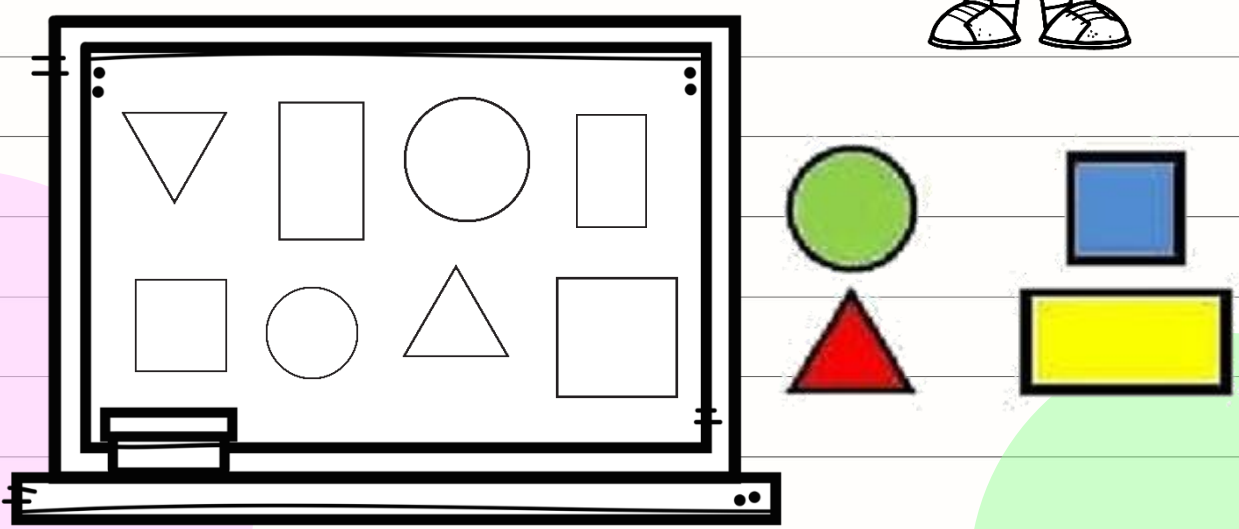
| | | | |
|--|--|--|--|
| | | | |
|--|--|--|--|

6. Colorea el lápiz más corto:



Two pencils are shown horizontally. The top one is longer than the bottom one. To the right is a boy wearing a large star-shaped hat.

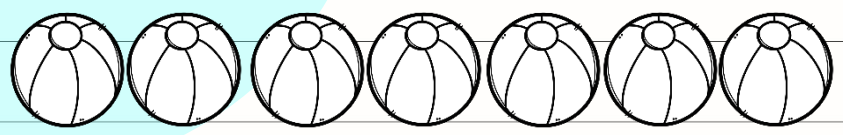
7. Colorea las figuras según indica:




A whiteboard with a black border contains eight geometric shapes: an inverted triangle, a vertical rectangle, a circle, a vertical rectangle, a square, a circle, a triangle, and a square. To the right of the whiteboard is a legend with four colored shapes: a green circle, a red triangle, a blue square, and a yellow rectangle.

CAMPO FORMATIVO: SABERES Y PENSAMIENTO CIENTIFICO

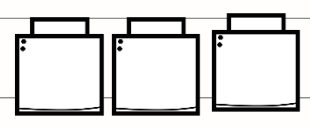
8. Relaciona el número que corresponde de acuerdo a los elementos que hay:



3




7



10

9. Dibuja objetos de acuerdo al número que indica.



2





6



4



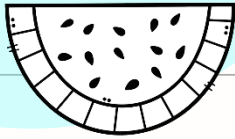


10. Completa la secuencia de imágenes.





CAMPO FORMATIVO: ÉTICA, NATURALEZA Y SOCIEDAD





1. Colorea los seres vivos que observas:





2. Encierras las maneras en que cuidas el medio ambiente:



3. Tacha los alimentos que no son sanos:




4. Encierra los hábitos de higiene:




CAMPO FORMATIVO: ÉTICA, NATURALEZA Y SOCIEDAD

5. Colorea los animales acuáticos:



6. Colorea los animales terrestres:



7. Relaciona lo que percibes con cada sentido:




CAMPO FORMATIVO: ÉTICA, NATURALEZA Y SOCIEDAD

8. Dibuja a tu familia.




A large, empty rectangular box with a blue border, intended for drawing a family.



9. Colorea la actividad que haces durante el día:



10. Relaciona las partes del cuerpo con su nombre:



hombro



cabeza

brazo

mano


pie

pierna




CAMPO FORMATIVO: DE LO HUMANO A LO COMUNITARIO


1. Colorea la bandera mexicana:




2. Encierra los niños felices y tacha los niños tristes:



3. Encierra los niños enojadas y tacha los niños sorprendidas:






4. Colorea imagen representa el valor del amor:




CAMPO FORMATIVO: DE LO HUMANO A LO COMUNITARIO



5. Colorea la imagen que representa el valor del respeto:



6. Realiza un dibujo que representa el valor de la amistad:







7. Pon una palomita a lo que corresponde como derechos de los niños:




CAMPO FORMATIVO: DE LO HUMANO A LO COMUNITARIO

8. Encierra las formas en las que ayudas en casa:



9. Tacha las acciones de los niños que no siguen las reglas:



10. Colorea las formas en que puedes ayudar a tu comunidad:

