

# SÍLABAS

# SIMPLES

TA


CI

DO

BE

FU

LA



# MATERIAL GRATUITO



@IMAGENES EDUCATIVAS 2.0

gracias por ser parte de  
 [imágeneseducativas.com](http://www.imageneseducativas.com)



# @IMAGENESEEDUCATIVAS2.0


## Créditos y normas de uso.

Agradezco la confianza e interés en estas actividades que fueron creadas con mucho cariño y dedicación. Espero sinceramente que estos materiales les ayuden y que impacten en el aprendizaje de los alumnos y alumnas jugando, creando e innovando.

*By Acrbio*

Todos los derechos reservados por **Imágenes Educativas by Acrbio**. Queda prohibido distribuir, reproducir o vender este material por cualquier medio ya sea electrónicamente o de manera impresa, así como reclamarlo como propio e intentar modificar o quitar avisos de copyright, logos o marcas de agua ya que se encuentra protegido por los derechos de autor. El incumplimiento es una violación a la Ley de los Derechos de Autor y tendrá consecuencias legales.

Créditos




© Copyright

[WWW.IMAGENESEEDUCATIVAS.COM](http://WWW.IMAGENESEEDUCATIVAS.COM)

Suscríbete en

<https://www.imageneseducativas.com/>

# LETRA M - m



a



ma

e

i

o

u



MA

ME

MI

MO

MU

ma

me

mi

mo

mu

# LETRA B - b



a



ba

e

i

o

u



BA

BE

BI

BO

BU

ba

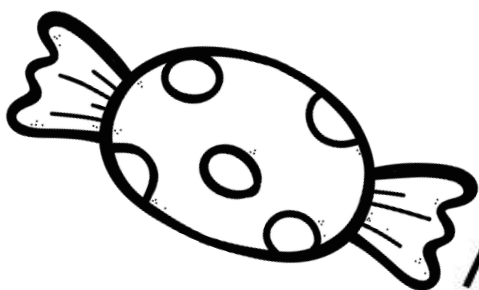
be

bi

bo

bu

# LETRA C - c



a



ca

e

i

o

u



artón.

CA

CE

CI

CO

CU

ca

ce

ci

co

cu

# LETRA P - p



a



pa

e

i

o

u



PA

PE

PI

PO

PU

pa


pe

pi

po

pu

# LETRA S - s



a



sa

e

i

o

u



SA

SE

SI

SO

SU

sa

se


si

so

su



# LETRA L - l



a

la

e

i

o

u

LA

LE

LI

LO

LU

la




le

li

lo

lu

# LETRA T - t



a

e

i

o

u

ta

TA

TE

TI

TO

TU

ta


te

ti

to

tu

# LETRA N - n



a


na

e

i

o

u



NA

NE

NI

NO

NU

na




ne

ni

no

nu

# LETRA F - f



a

fa

e

i

o

u

FA

FE

FI

FO

FU

fa

fe

fi

fo

fu

# LETRA D - d

da

da

de

di



do

du

DA DE DI DO DU

da de di do du

# LETRA R - r



a

ra

e

i

o

u

RA

RE

RI

RO

RU

ra


re

ri

ro

ru

# LETRA Ñ - ñ



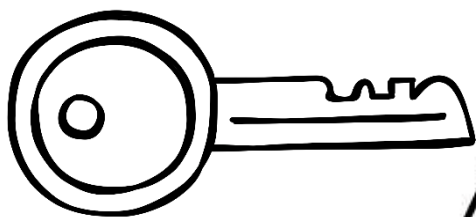
A child and a cow are holding a sign that says "Ñ ñ". The child is on top of the sign, and the cow is on the bottom. The sign is decorated with a scalloped border. Dashed lines connect the letters 'a', 'e', 'i', 'o', and 'u' in boxes to the sign.

a	-----	ña
e	-----	
i	-----	
o	-----	
u	-----	

ÑA ÑE ÑI ÑO ÑU

ña ñe ñi ño ñu

# LETRA LL - II



a


lla

e

i

o

u



LLA

LLE

LLI

LLO

LLU

lla

lle




lli

llo

llu



# LETRA J - j



a

ja

e

i

o

u

JA

JE

JI

JO

JU

ja


je

ji

jo

ju

# LETRA V - p



a

va


e

i

o

u

Vv



VA

VE

VI

VO

VU

va


ve

vi

vo

vu

# LETRA K - k



a

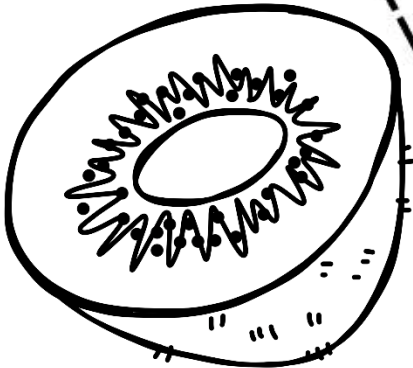

ka

e

i

o

u



KA

KE

KI

KO

KU

ka

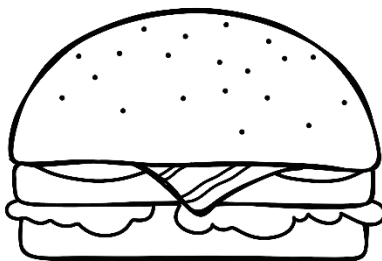


ke

ki

ko

ku

# LETRA H - h



a

ha

e

i

o

u

HA

HE

HI

HO

HU

ha

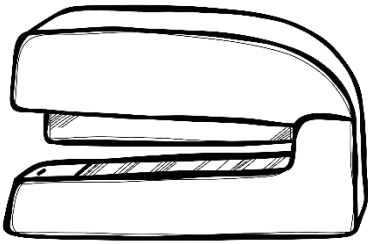
he

hi

ho

hu

# LETRA G - g



a



ga

e

i

o

u



GA

GE

GI

GO

GU

ga


ge

gi

go

gu

# LETRA W - w



a

wa

e

i

o

u

WA

WE

WI

WO

WU

wa



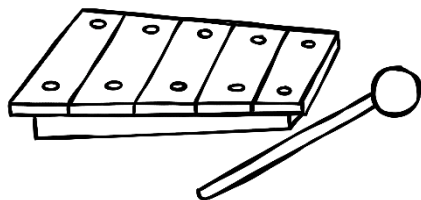
we

wi

wo

wu

# LETRA X - x



a

xa

e

i

o

u

XA

XE

XI

XO

XU

xa




xe

xi

xo

xu

# LETRA Y - y



a

ya

e

i

o

u

YA

YE

YI

YO

YU

ya

ye


yi

yo

yu



# LETRA Z - z



a



za

e

i

o

u



ZA

ZE

ZI

ZO

ZU

za


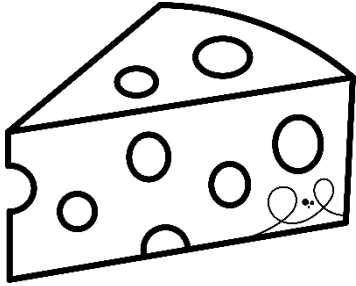

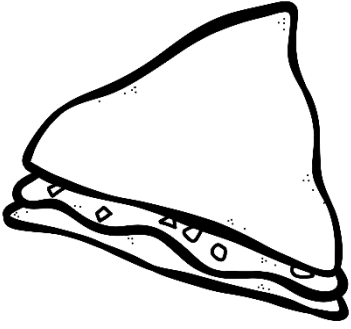
ze

zi

zo

zu

# LETRA Q - q






QUE

QUI

que

qui

# LETRA CH - ch



a

cha

e

i

o

u

CHA

CHE

CHI

CHO

CHU

cha


che

chi

cho

chu

# LETRA G - g



X

X

e

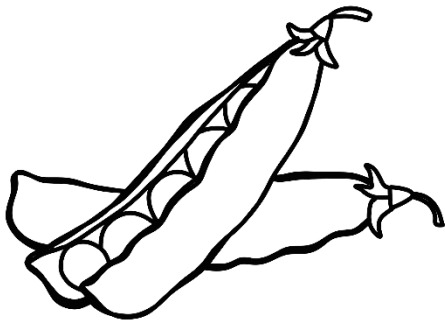

i

X

X

X

X



GUE

GUI

gue

gui



# @IMAGENESEEDUCATIVAS2.0


## Créditos y normas de uso.

Agradezco la confianza e interés en estas actividades que fueron creadas con mucho cariño y dedicación. Espero sinceramente que estos materiales les ayuden y que impacten en el aprendizaje de los alumnos y alumnas jugando, creando e innovando.

*By acrbio*

Todos los derechos reservados por **Imágenes Educativas by Acrbio**. Queda prohibido distribuir, reproducir o vender este material por cualquier medio ya sea electrónicamente o de manera impresa, así como reclamarlo como propio e intentar modificar o quitar avisos de copyright, logos o marcas de agua ya que se encuentra protegido por los derechos de autor. El incumplimiento es una violación a la Ley de los Derechos de Autor y tendrá consecuencias legales.

Créditos



© Copyright

[WWW.IMAGENESEEDUCATIVAS.COM](http://WWW.IMAGENESEEDUCATIVAS.COM)

Suscríbete en

<https://www.imageneseducativas.com/>