


# Vamos a practicar


## Preescolar



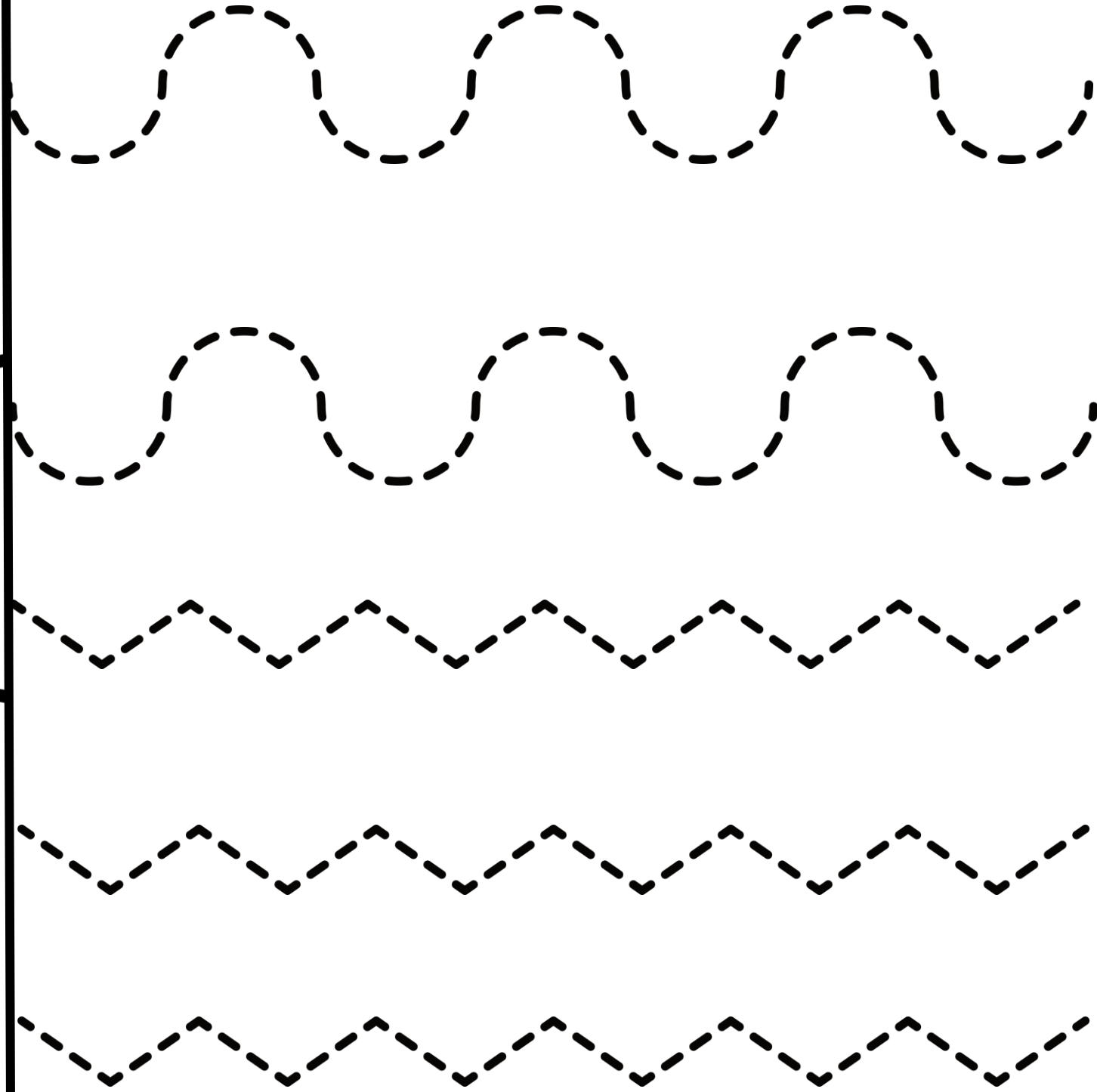
Material gratuito  
@MtraMilCamLu



Con ayuda de tus tijeras,  
recorta siguiendo la línea.




Material gratuito @MtraMiCamLu





Con ayuda de un adulto utiliza una revista o  
propaganda recorta y pega lo que pide.  
(recortable en caso de no tener los materiales anteriores)

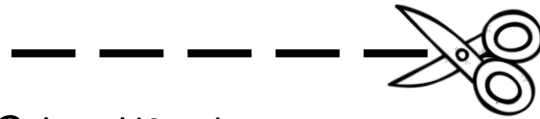


**Letras**

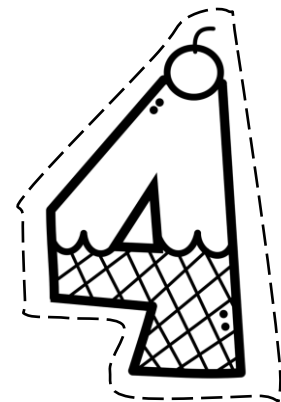

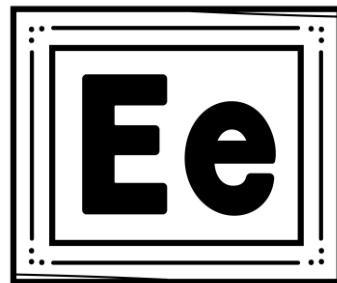
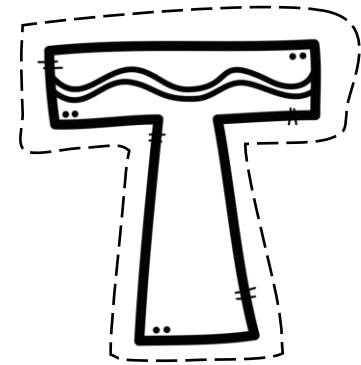


**Números** 1 2 3



# Recortable




Material gratuito @MtraMilCamLu



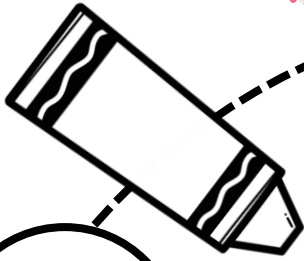


pinta las manzanas que tengan las vocales.






pinta los números que estén dentro de la numeración del 5 al 15.




A large dashed circle contains several smaller circles, each with a number inside. The numbers are: 4, 8, 6, 14, 10, 23, 12, 30, 15, 29, 37, 3, 18, 7, 84, 16, 42, 1, 9, 11, 66, 2, 58, 13, 5.




Cuenta los objetos y pinta el número correcto.




4      7      2



9      23      11



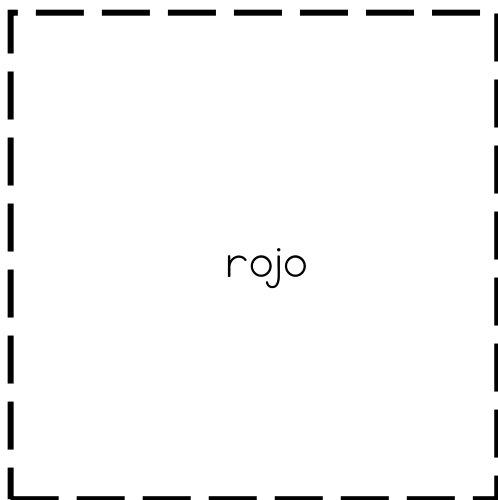
15      05      38



20      22      14

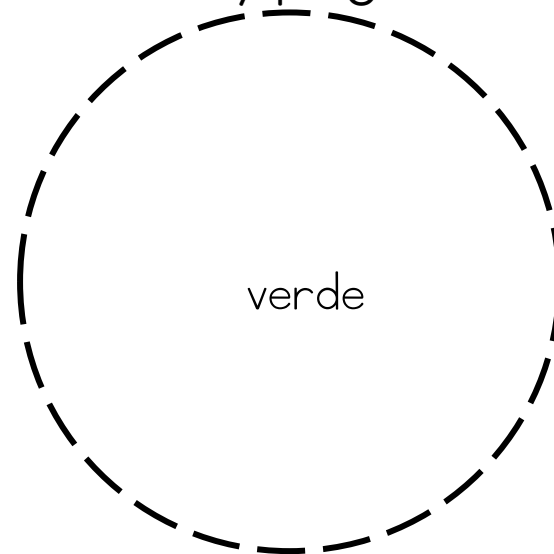


Remarca la figura, su nombre y pega trozos de colores que indica.



rojo

Cuadrado



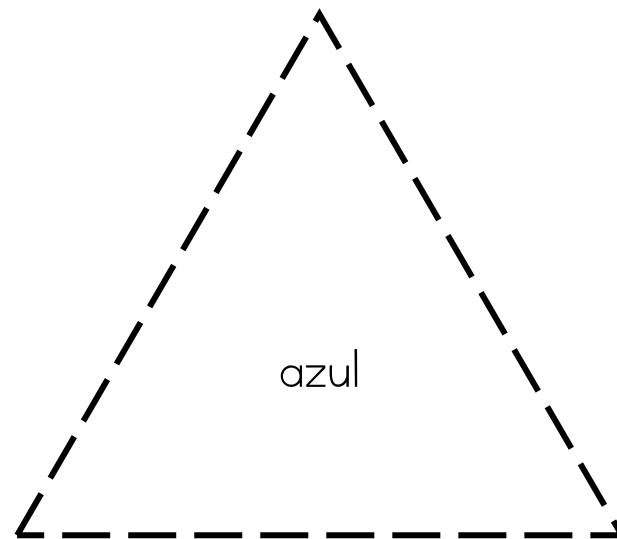
verde

Círculo



amarillo

Rectángulo




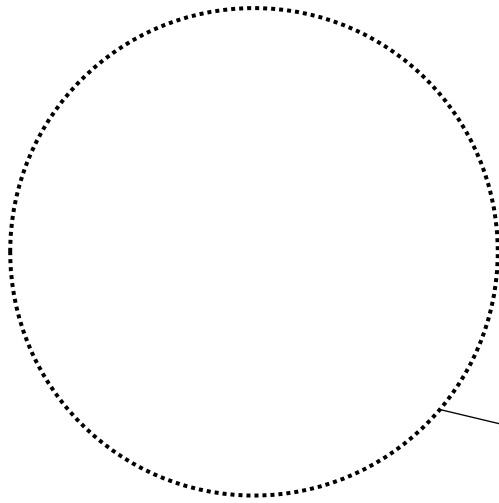

azul

Triángulo











Dibuja qué necesita una flor para crecer,  
pregúntale a un adulto si necesitas ayuda.





Pinta los alimentos saludables y tacha la comida  
procesada..





Material gratuito

Facebook

@MtraMilCamLu



Créditos a los siguientes  
recursos digitales

