




Realiza lo siguiente.


Colorea



Colorea todas las letras Ee que encuentres.

E	e	g	r	t	B	M	d	E	I
n	E	l	e	ll	f	A	z	Y	a
e	f	E	g	H	e	C	e	E	D
E	j	k	l	e	n	O	i	d	E

Ee Ee Ee



**Ee**  
**elote**





Erika come elote del puesto de su tía Esther, ella vende elotes en vaso y enteros, a Erika le gustan todos con mucha sal y limón. En la casa de la tía Esther siempre hay elotes deliciosos para vender y comer.



Realiza lo siguiente.

Cobrea



Cobrea todas las letras **I** que encuentres.

<b>I</b>	<b>e</b>	<b>i</b>	<b>f</b>	<b>t</b>	<b>B</b>	<b>M</b>	<b>d</b>	<b>G</b>	<b>I</b>
<b>N</b>	<b>I</b>	<b>l</b>	<b>l</b>	<b>ll</b>	<b>i</b>	<b>A</b>	<b>z</b>	<b>Y</b>	<b>a</b>
<b>i</b>	<b>i</b>	<b>E</b>	<b>I</b>	<b>H</b>	<b>f</b>	<b>C</b>	<b>I</b>	<b>E</b>	<b>D</b>
<b>f</b>	<b>j</b>	<b>k</b>	<b>i</b>	<b>g</b>	<b>n</b>	<b>O</b>	<b>i</b>	<b>d</b>	<b>I</b>

**I** **i**  
**iglesia**



Iris va a la iglesia, al salir compra elotes y también deliciosos refrescos. Iris tiene una iguana linda que le regalo su amiga Imelda, la iguana se llama Iiu, le gusta comer tallos de las ramas y le gusta morder a Isis que es la hermana de Iris.








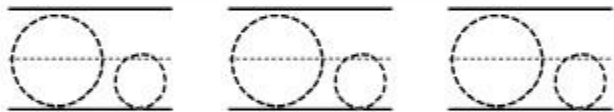
Realiza lo siguiente.

Colorea





Colorea todas las letras Oo que encuentres.

O	e	n	f	t	B	o	d	G	O
n	O	L	s	o	ll	k	z	Y	A
r	s	O	u	H	f	C	O	E	D
O	j	k	l	p	o	m	i	d	h



Oo  
oso



Ofelia ama los osos. El otro día encontró un oso en el bosque y quería acercarse a él, pero su tío le dijo que no, por que los osos son peligrosos, Ofelia cree que su tío no tiene razón, por que es muy enojón, pero la verdad es que un oso enojado es peor que un tío enojado, de cualquier forma Ofelia no tocó al oso y le contó a su amigo Oscar.



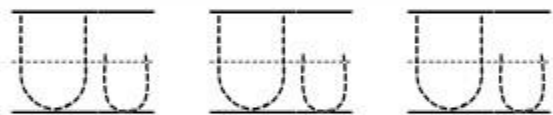
Realiza lo siguiente.

Colorea




Colorea todas las letras Uu que encuentres.


U	e	U	f	t	B	u	d	G	U
n	U	L	s	u	ll	A	z	Y	A
r	s	u	u	H	f	C	U	E	D
u	j	k	l	U	n	m	i	d	U











Uu  
uvas



Uriel y Úrsula comen uvas moradas y verdes. Un día hubo en su casa una fiesta, los papas comían uvas, unas pocas eran para los niños, pero en un momento ellos las terminaron. ¡No más uvas por hoy! - dijo su mamá. Buscaron muchas más pero no hubo ninguna.



A contar.





A contar.



<p>A basket with a smiling face at the top and a grid of 13 squares below. The number 13 is written in the bottom section.</p>	<p>A basket with a smiling face at the top and a grid of 17 squares below. The number 17 is written in the bottom section.</p>	<p>A basket with a smiling face at the top and a grid of 14 squares below. The number 14 is written in the bottom section.</p>	<p>A basket with a smiling face at the top and a grid of 11 squares below. The number 11 is written in the bottom section.</p>
<p>A basket with a smiling face at the top and a grid of 19 squares below. The number 19 is written in the bottom section.</p>	<p>A basket with a smiling face at the top and a grid of 12 squares below. The number 12 is written in the bottom section.</p>	<p>A basket with a smiling face at the top and a grid of 20 squares below. The number 20 is written in the bottom section.</p>	<p>A basket with a smiling face at the top and a grid of 15 squares below. The number 15 is written in the bottom section.</p>

Identifica y encierra donde hay números.



Identifica y encierra donde hay números.

8

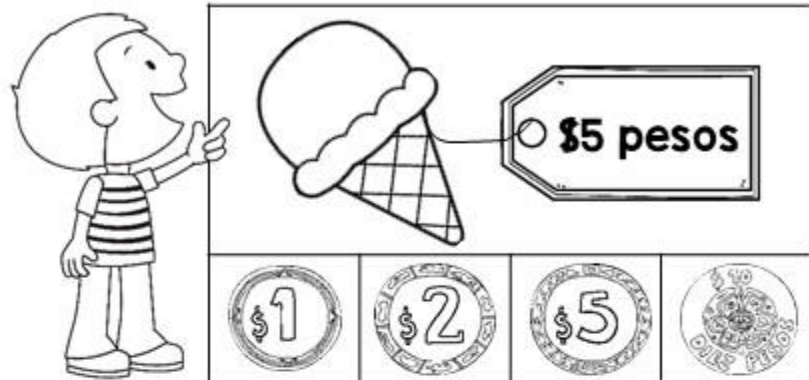
6

4

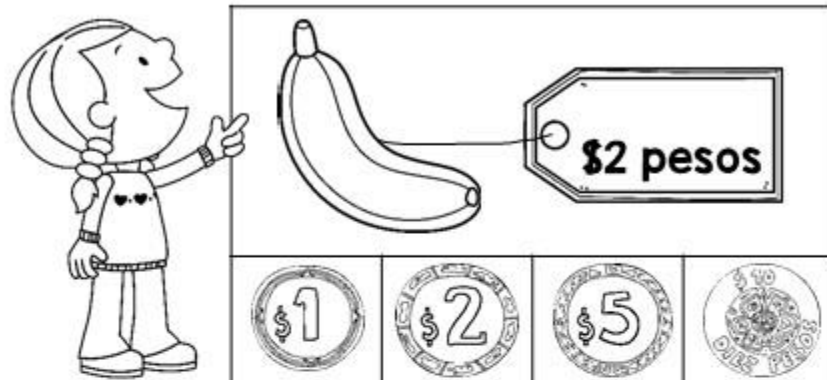




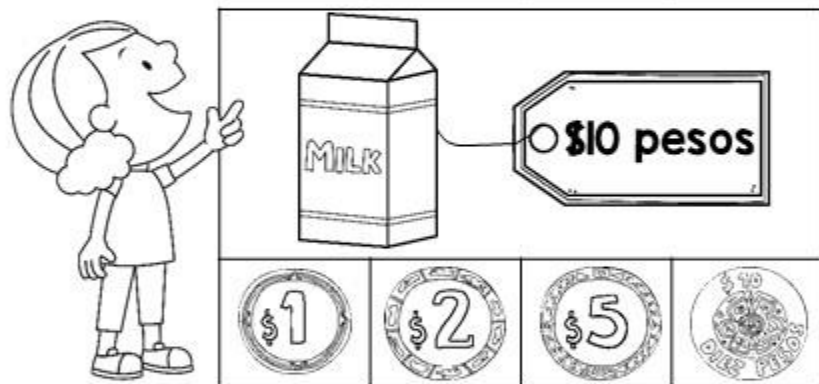
Colorea la moneda que corresponde al precio de cada producto.



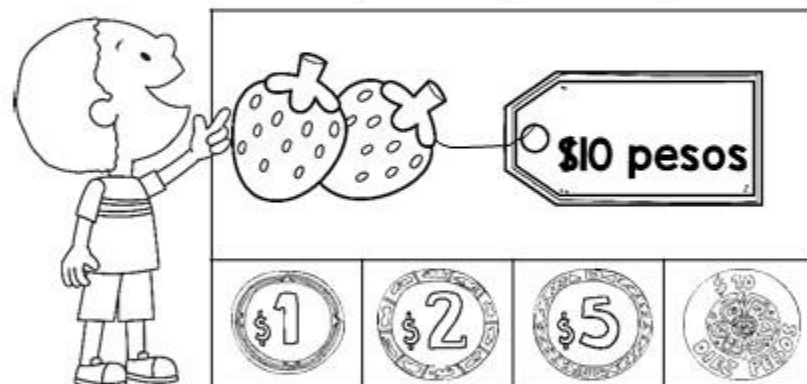
A boy is pointing to an ice cream cone. A price tag next to it says "\$5 pesos". Below the product are four coins: a \$1 coin, a \$2 coin, a \$5 coin, and a 50-cent coin.




A girl is pointing to a banana. A price tag next to it says "\$2 pesos". Below the product are four coins: a \$1 coin, a \$2 coin, a \$5 coin, and a 50-cent coin.



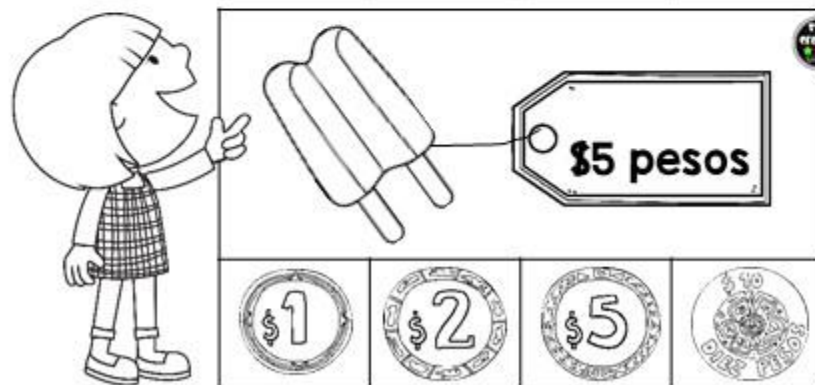
A girl is pointing to a carton of milk labeled "MILK". A price tag next to it says "\$10 pesos". Below the product are four coins: a \$1 coin, a \$2 coin, a \$5 coin, and a 50-cent coin.



A boy is pointing to two strawberries. A price tag next to them says "\$10 pesos". Below the product are four coins: a \$1 coin, a \$2 coin, a \$5 coin, and a 50-cent coin.




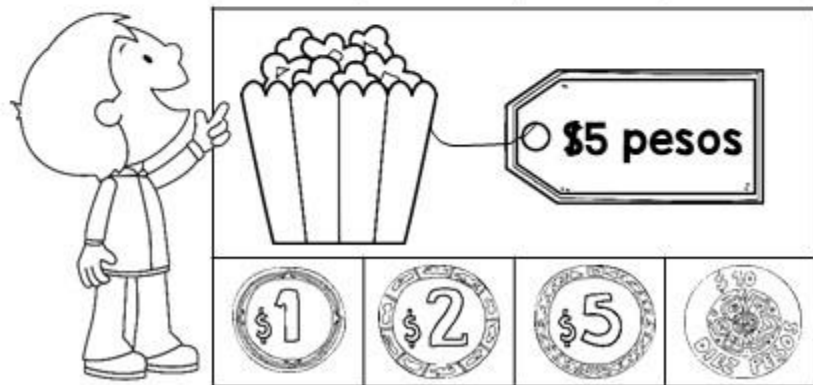

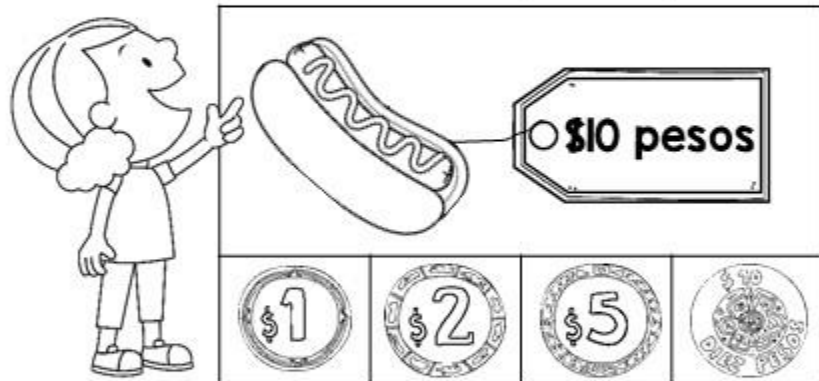

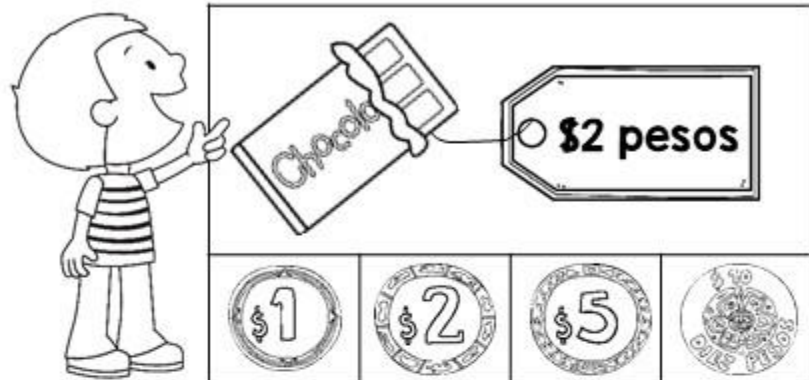
A boy is pointing to a container of yogurt labeled "YOGU". A price tag next to it says "\$5 pesos". Below the product are four coins: a \$1 coin, a \$2 coin, a \$5 coin, and a 50-cent coin.



A girl is pointing to two ice cream bars. A price tag next to them says "\$5 pesos". Below the product are four coins: a \$1 coin, a \$2 coin, a \$5 coin, and a 50-cent coin.




Colorea la moneda que corresponde al precio de cada producto.








Encierra las monedas de un peso que encuentres.



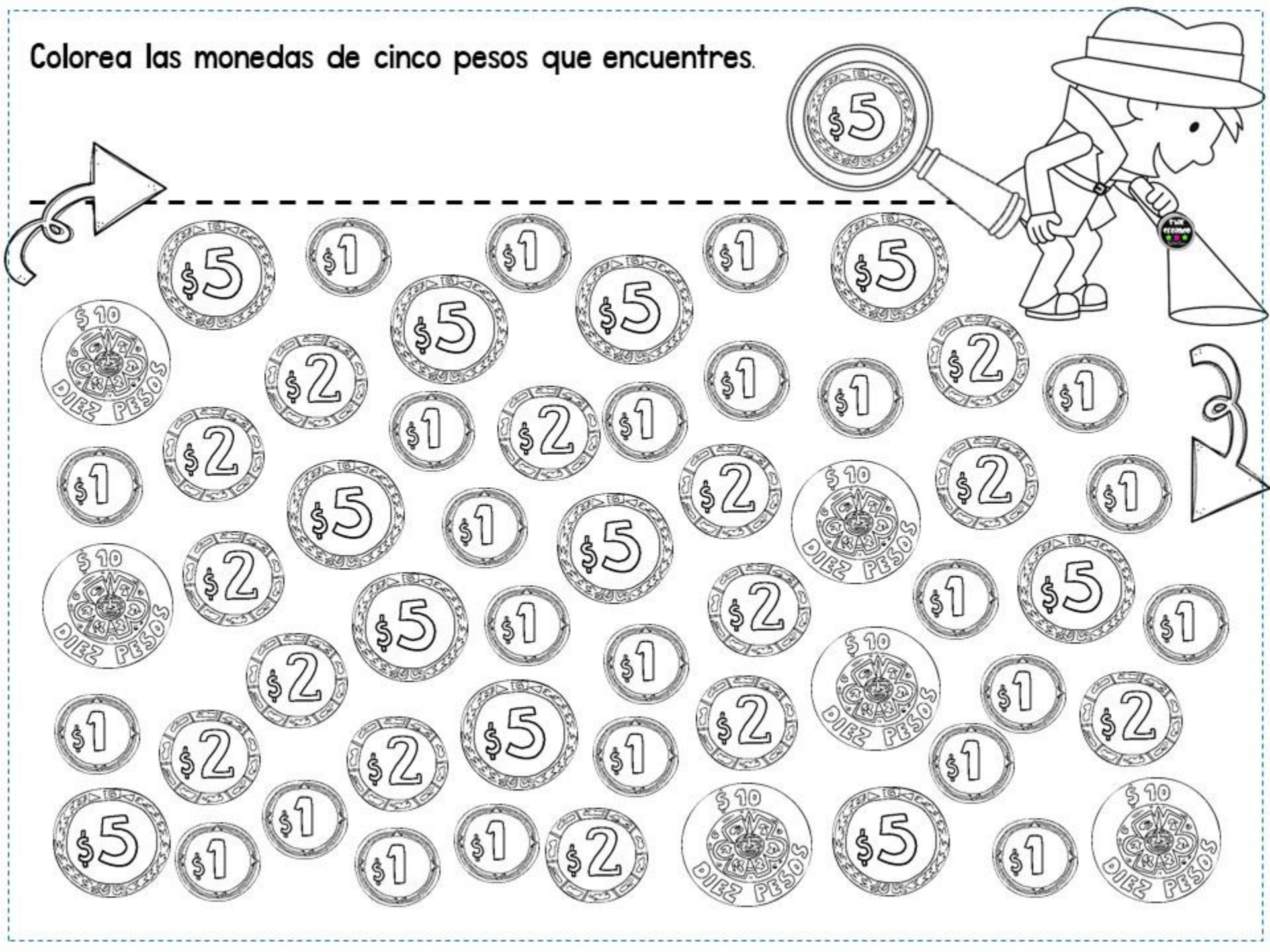


Tacha las monedas de dos pesos que encuentres.







Colorea las monedas de cinco pesos que encuentres.



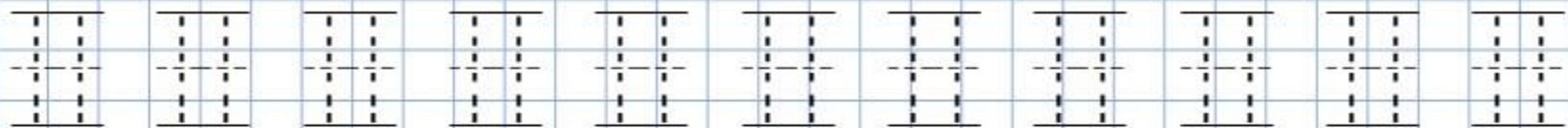


Encierra las monedas de diez pesos que encuentres.

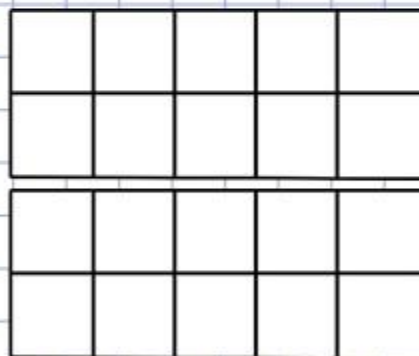





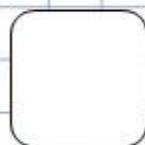
Traza, remarca y colorea.




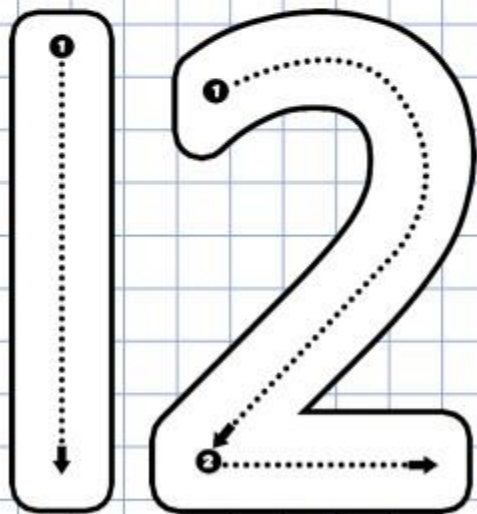


once once once once once




$10+1=$




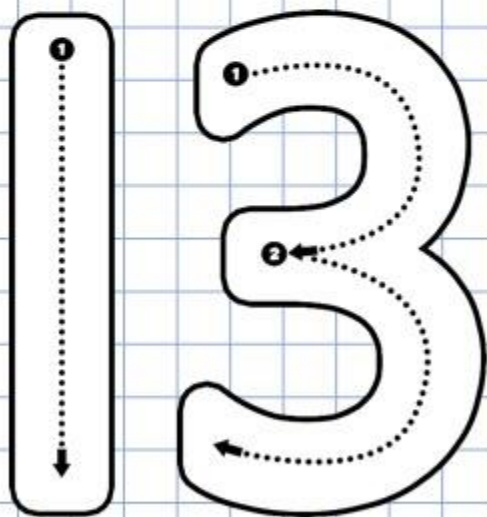

Traza, remarca y colorea.




$10+2=$



Traza, remarca y colorea.

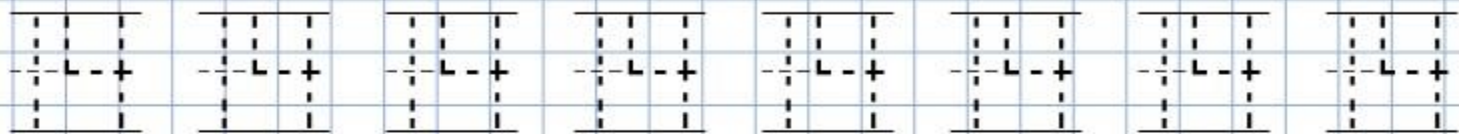


$10+3=$






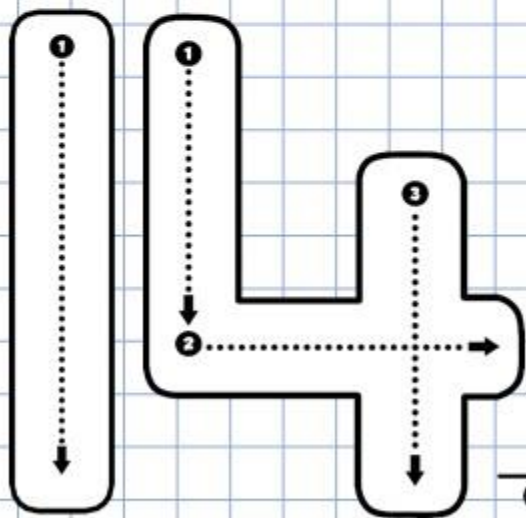
Traza, remarca y colorea.




catorce

catorce


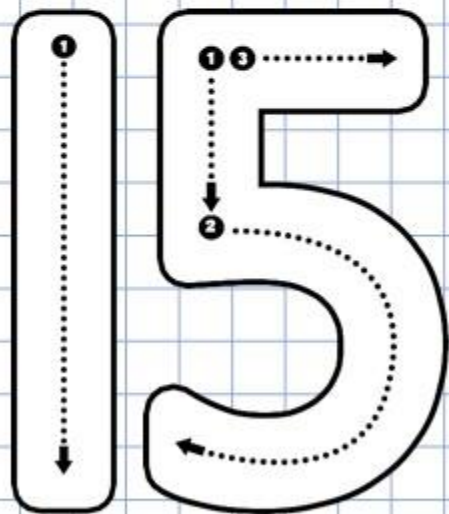

catorce



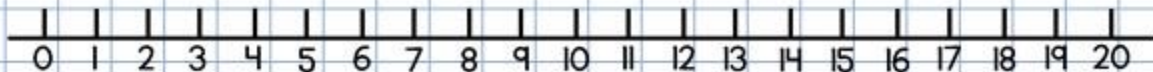
$10+4=$



Traza, remarca y colorea.



$10+5=$


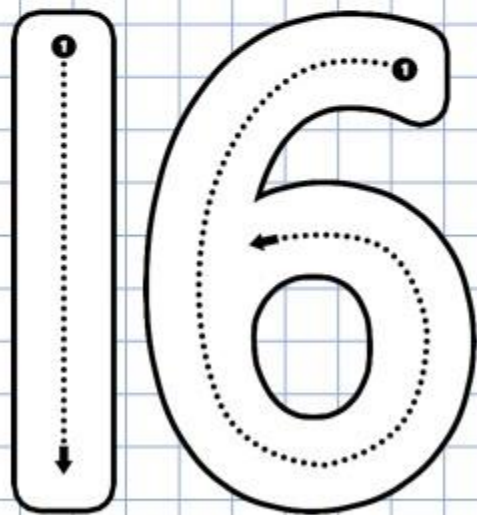




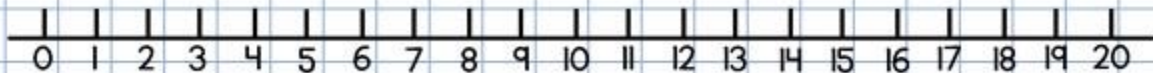
Traza, remarca y colorea.



dieciséis dieciséis dieciséis




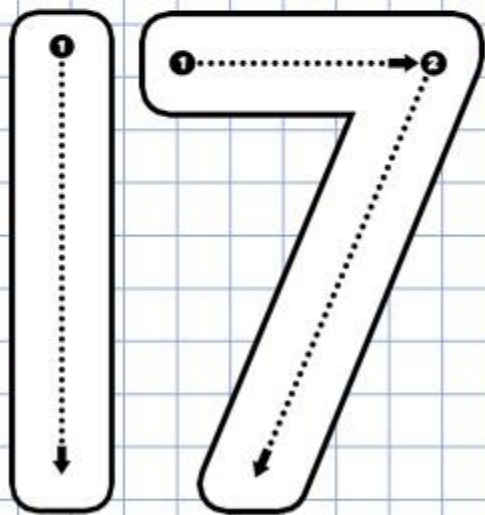
$10+6=$



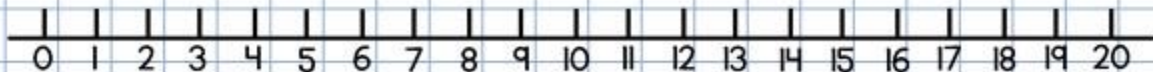
Traza, remarca y colorea.



diecisiete diecisiete diecisiete



$10+7=$


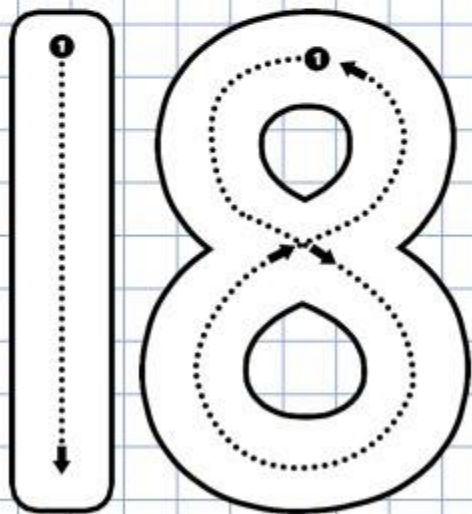





Traza, remarca y colorea.



dieciocho dieciocho dieciocho



$10+8=$


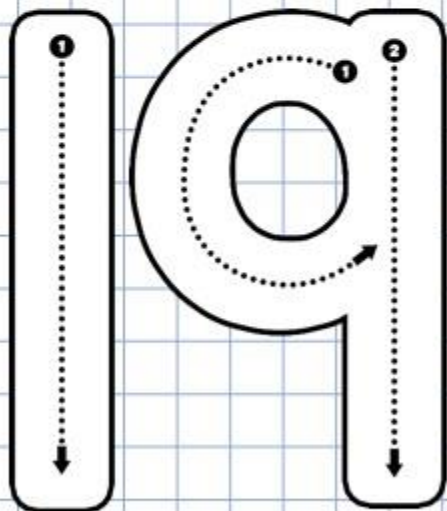


Traza, remarca y colorea.




19 19 19 19 19 19 19 19

diecinueve diecinueve




$10 + 9 =$


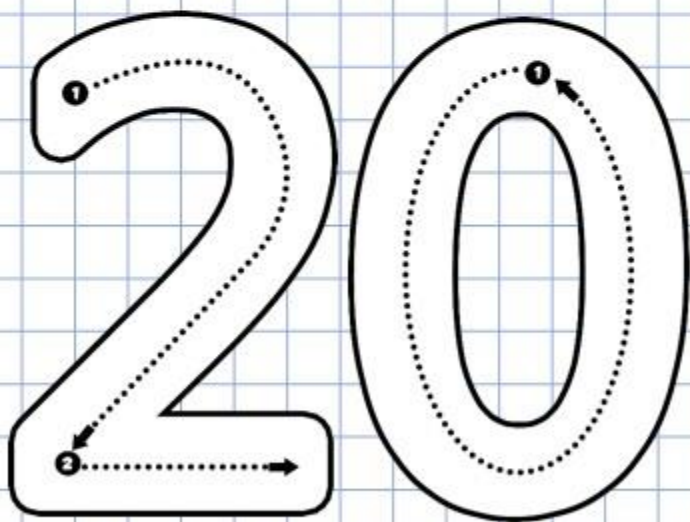




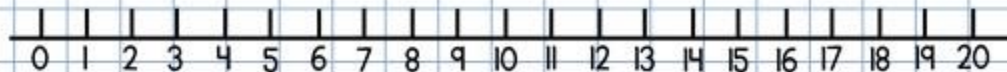
Traza, remarca y colorea.



veinte veinte veinte veinte



$10+10=$






Remarca las líneas con tu color favorito luego recórtalas.





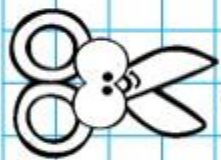





Remarca las líneas con tu color favorito luego recórtalas.

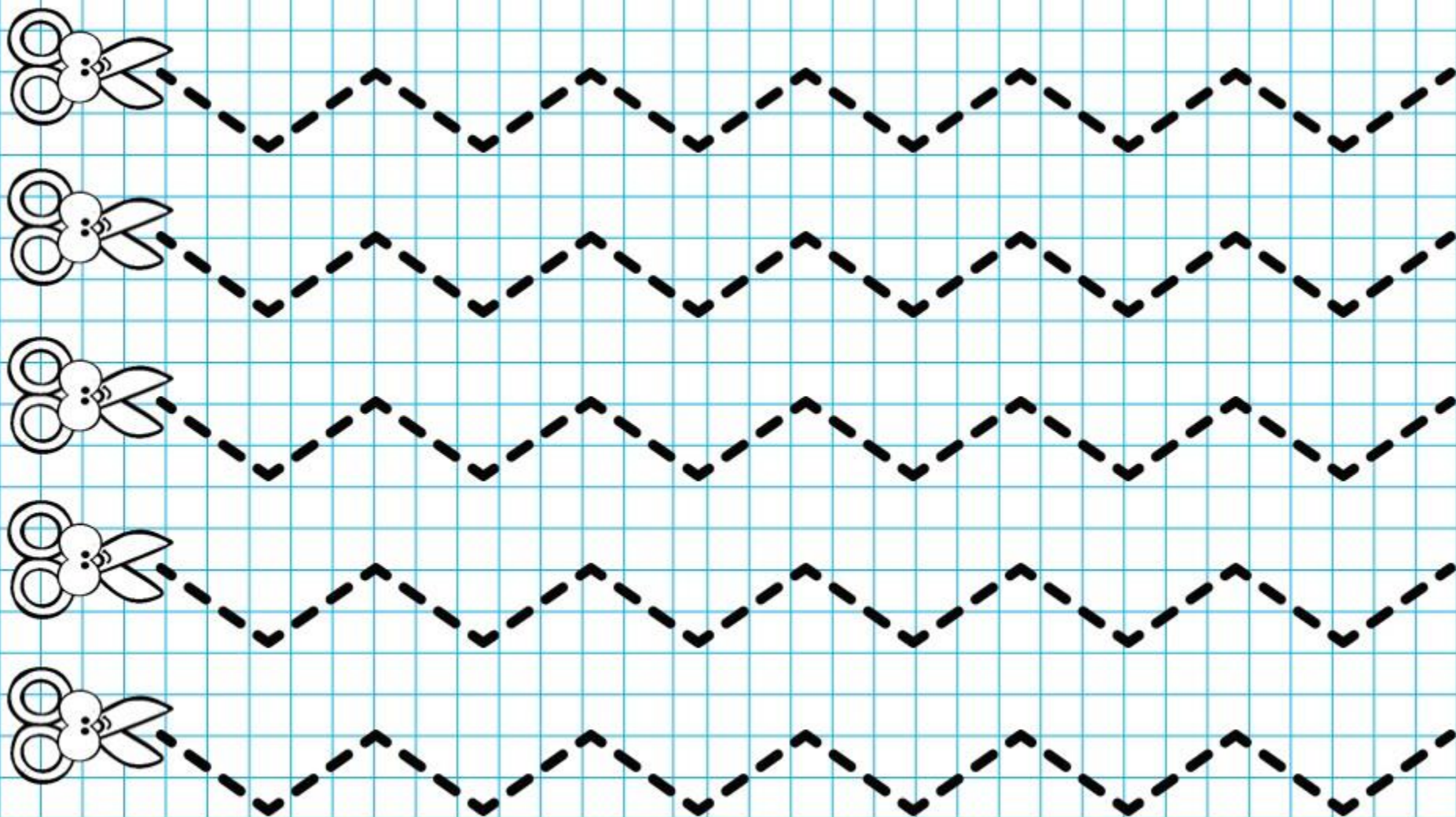


Remarca las líneas con tu color favorito luego recórtalas.

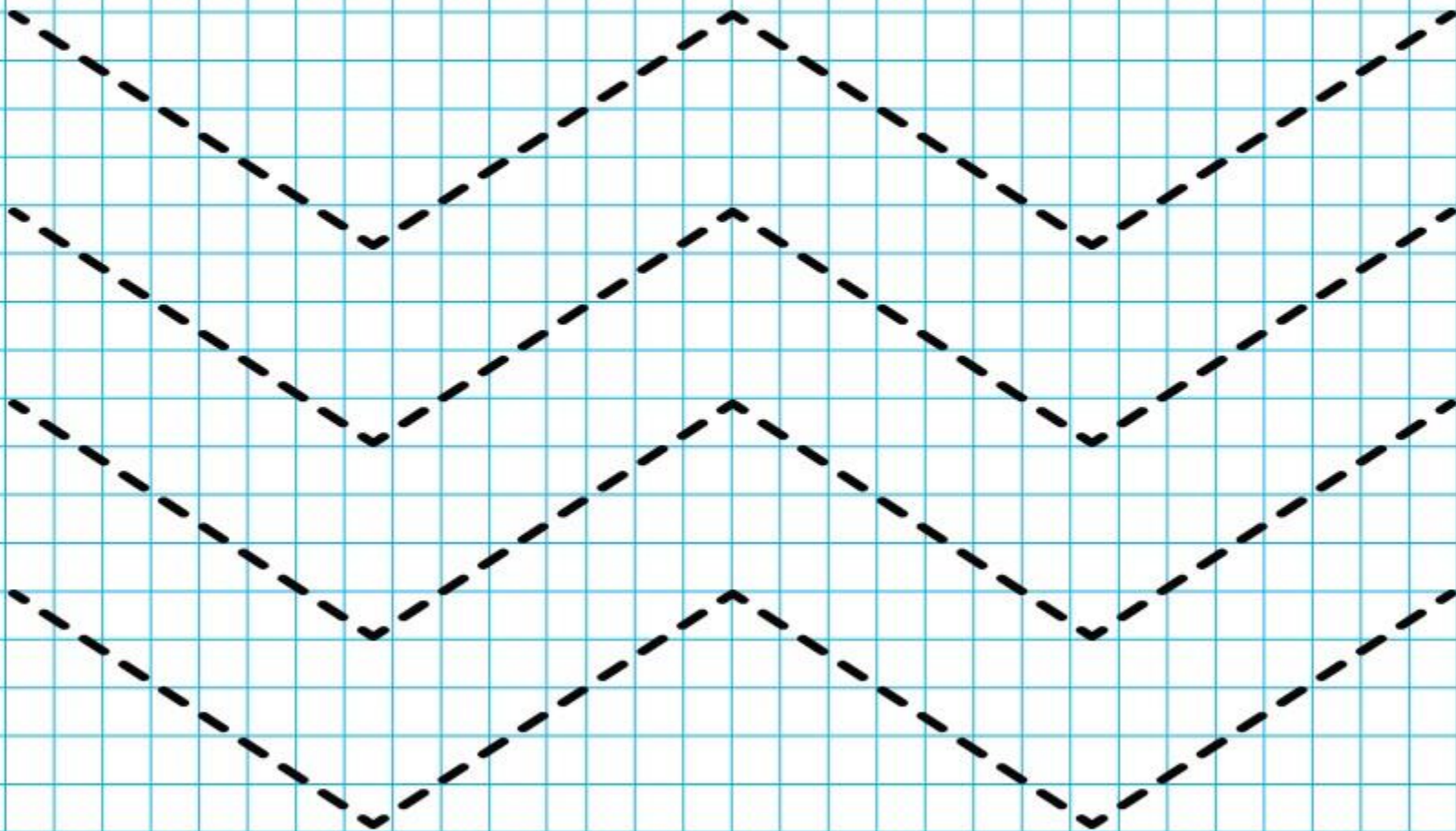





Remarca las líneas con tu color favorito luego recórtalas.



Remarca las líneas con tu color favorito luego recórtalas.





# Material Gratuito



NO OLVIDES SEGUIRNOS

<https://www.facebook.com/Star-Creando-Star-Leyva-464169540446644/>

<https://www.facebook.com/groups/699359270228583/>

Créditos



Star Leyva



Star Creando