


Use the
pictures to help
subtract.

Butterfly Garden Subtraction

$9 - 5 = \underline{\quad}$




$10 - 4 = \underline{\quad}$



$8 - 2 = \underline{\quad}$



$8 - 4 = \underline{\quad}$



$10 - 5 = \underline{\quad}$



$9 - 8 = \underline{\quad}$



BASTAKI SAYI KADAR NESNEYİ SEVDİĞİN RENKLERDE BOYAL

1



2



3



4



5




6



St. Patrick's Name _____

Subtraction

Trace. Solve. Use the pictures for help.

$10 - 5 = \underline{\quad\quad}$



$8 - 6 = \underline{\quad\quad}$



$10 - 4 = \underline{\quad\quad}$



$5 - 3 = \underline{\quad\quad}$



$2 - 1 = \underline{\quad\quad}$




$10 - 9 = \underline{\quad\quad}$




Cuenta conmigo




Instrucciones: Tacha el número de figuras que hay en cada recuadro. Colorea las imágenes.




7 4 6



10 3 9






7 6 10



4 10 8

Number After



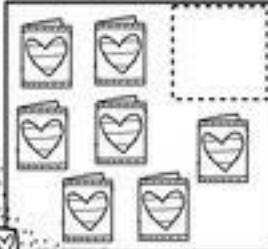
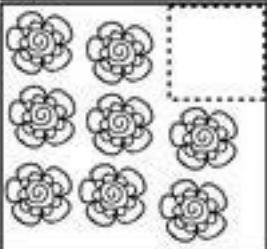



©LearningParade



Prénom: _____

Compte et colle

Compte les objets dans chaque ensemble. Découpe et colle le chiffre correspondant dans la boîte.



1
2
3
5
6
7
8
9
10

Name: _____

Cookie Picture Subtraction

Use the pictures to solve the subtraction questions.



$$2 - 1 = \square$$



$$3 - 2 = \square$$



$$4 - 2 = \square$$



$$5 - 4 = \square$$



$$6 - 3 = \square$$



$$6 - 5 = \square$$



$$7 - 4 = \square$$



$$10 - 1 = \square$$





Balloon

Name _____

Number Order

Directions: Cut and paste the missing balloons in order.



Name _____

STAR Counting 1-20









1	2		4
	6		8
		11	
13			16
17		19	



COUNTING TO TEN

match



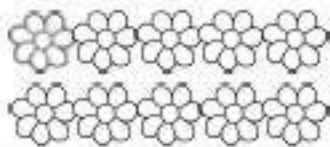


Name _____

Bee Garden Subtraction

Solve. Draw an X on the pictures that are subtracted.

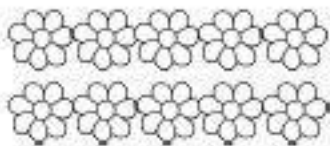
$10 - 2 = \underline{\quad}$



$5 - 2 = \underline{\quad}$



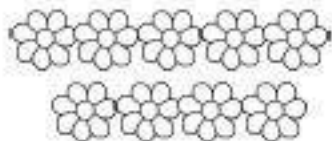
$10 - 5 = \underline{\quad}$



$8 - 7 = \underline{\quad}$



$9 - 4 = \underline{\quad}$



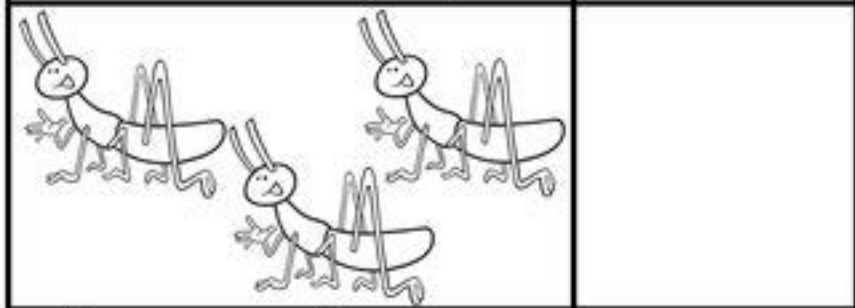




$6 - 5 = \underline{\quad}$



Name:

Cut & paste correct number!



1

5

4

3

2

Name: _____

Yummy Addition



Use the number line to help you solve the addition questions.

$3+2=$ ___

$2+2=$ ___

$5+1=$ ___

$2+4=$ ___

$5+0=$ ___

$4+4=$ ___

$3+3=$ ___

$4+2=$ ___

$1+4=$ ___

$6+3=$ ___

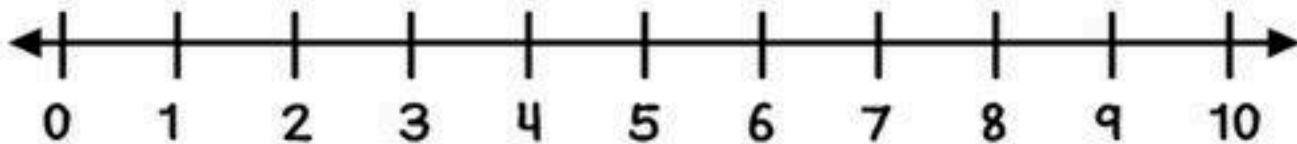
$3+5=$ ___

$4+5=$ ___

$5+5=$ ___

$7+1=$ ___

$1+8=$ ___




ESCOLA: _____

TURMA: _____ DATA: ____ / ____ / ____

ALUNO: _____

NÚMERO E NUMERAL

1- RECORTE E COLE
A QUANTIDADE
CORRESPONDENTE
A CADA NUMERAL



1	2	3	4	5



Name _____

Spring Insects Subtraction

Solve. Draw an X on the pictures that are subtracted.

$10 - 4 = \underline{\hspace{2cm}}$




$8 - 3 = \underline{\hspace{2cm}}$



$6 - 5 = \underline{\hspace{2cm}}$



$10 - 8 = \underline{\hspace{2cm}}$



$7 - 4 = \underline{\hspace{2cm}}$





$9 - 6 = \underline{\hspace{2cm}}$




Üzerinde aynı sayıda benek olan zarları ok ile eşleştir


1




2




3





4



5



6






In the Garden

Name _____

Subtraction

Directions: Count the items. Write the numbers, and use the pictures to complete the equations. Then color the pictures.



$$\underline{\quad} - 3 = \underline{\quad}$$



$$\underline{\quad} - 4 = \underline{\quad}$$




$$\underline{\quad} - 2 = \underline{\quad}$$



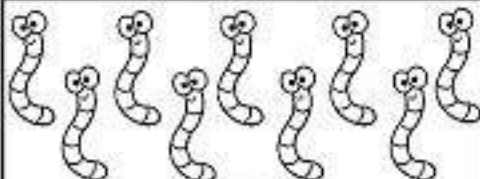
$$\underline{\quad} - 3 = \underline{\quad}$$




$$\underline{\quad} - 5 = \underline{\quad}$$




$$\underline{\quad} - 4 = \underline{\quad}$$



$$\underline{\quad} - 7 = \underline{\quad}$$



$$\underline{\quad} - 1 = \underline{\quad}$$



Baştaki sayı kadar kutucuk boya
Boş yere kalan kutu sayısını yaz



--



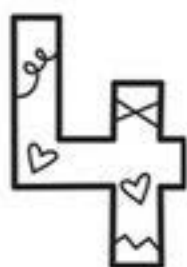
--



--



--



--

Name:

Numbers to 10

Paste the numbers in the correct place.



1

3

4

7

8

✂

5

10

6


2

9


Name: _____

Draw and Solve


Draw apples in the trees to help you solve the addition questions.




$$2 + 1 = \square$$




$$2 + 3 = \square$$




$$3 + 1 = \square$$



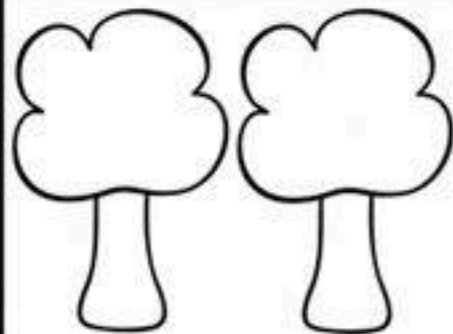
$$3 + 3 = \square$$




$$4 + 3 = \square$$




$$2 + 4 = \square$$



$$5 + 2 = \square$$

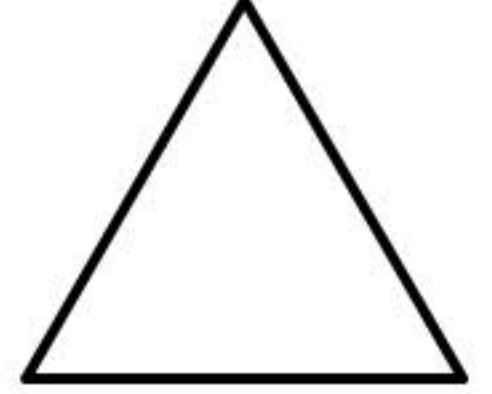
















$$5 + 4 = \square$$



$$5 + 5 = \square$$

ÇOCUĞUN TAŞIDIĞI ŞEKİLDE OLANLARI BUL VE BOYA!

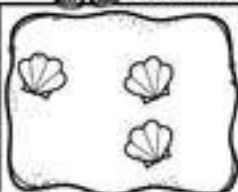





Name _____

Seashell Counting

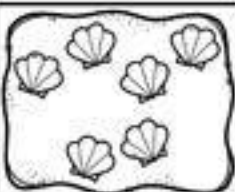
Directions: Count the seashells. Fill in the correct circle.
Color the seashells.




3 2 4




8 9 10




7 6 8




10 8 9




1 3 2




5 6 7



8 7 9

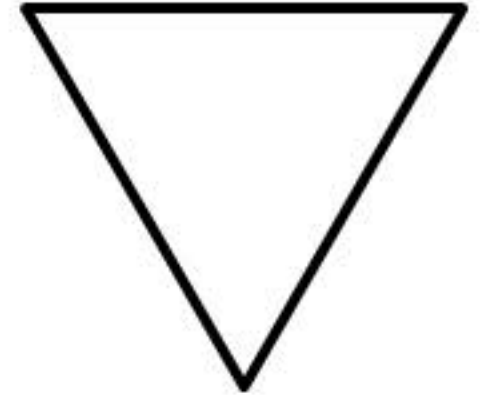














4 3 5



7 10 9

ÇOCUGUN TAŞIDIĞI ŞEKİLDE OLANLARI BUL VE BOYA!



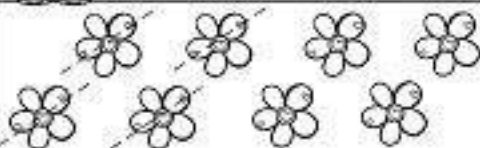


Name _____

Lots of Love

Subtraction

Directions: Count the items. Use the pictures to complete the equation. Color the pictures.




$8 - 4 = \underline{\quad}$



$3 - 1 = \underline{\quad}$




$6 - 4 = \underline{\quad}$




$9 - 3 = \underline{\quad}$



$5 - 2 = \underline{\quad}$



$10 - 5 = \underline{\quad}$




$4 - 3 = \underline{\quad}$



$7 - 4 = \underline{\quad}$

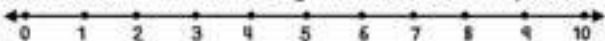
ÇOCUGUN TAŞIDIĞI ŞEKİLDE OLANLARI BUL VE BOYA!



Name _____

Cupcake Addition

Directions: Fill in the missing number. Color the pictures.



$$\underline{\quad} + 3 = 7$$

$$\underline{\quad} + 9 = 10$$

$$\underline{\quad} + 4 = 5$$

$$\underline{\quad} + 2 = 6$$

$$\underline{\quad} + 6 = 8$$

$$\underline{\quad} + 5 = 7$$

$$\underline{\quad} + 2 = 5$$

$$\underline{\quad} + 3 = 4$$

$$\underline{\quad} + 7 = 9$$



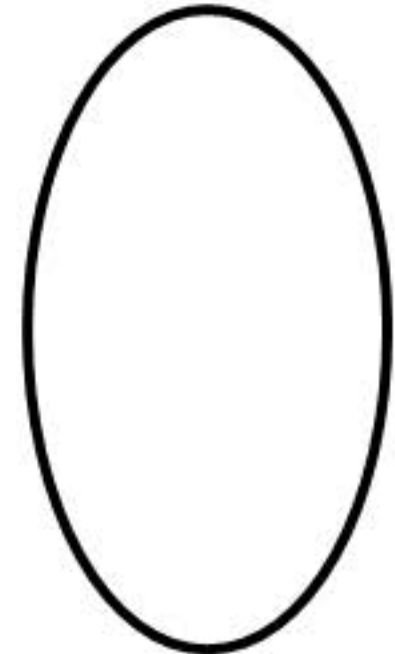









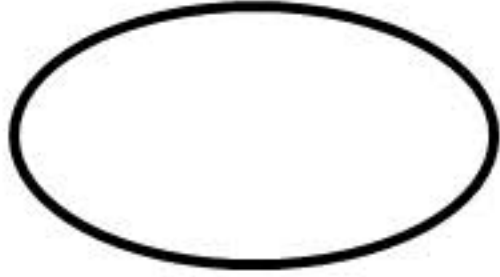

$$\underline{\quad} + 1 = 3$$


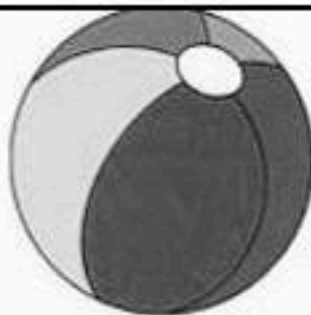
$$\underline{\quad} + 8 = 10$$

$$\underline{\quad} + 5 = 8$$



ÇOCUĞUN TAŞIDIĞI ŞEKİLDE OLANLARI BUL VE BOYA!







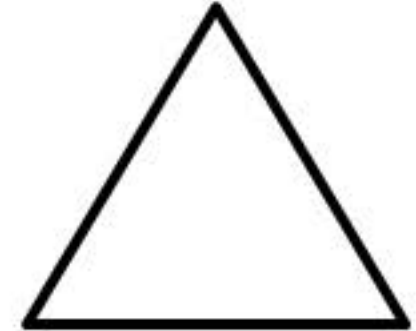











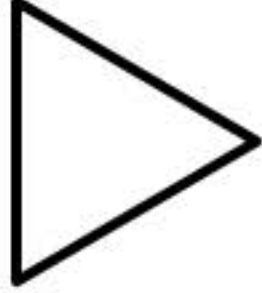


1





.



ÇOCUGUN TAŞIDIĞI ŞEKİLDE OLANLARI BUL VE BOYA!





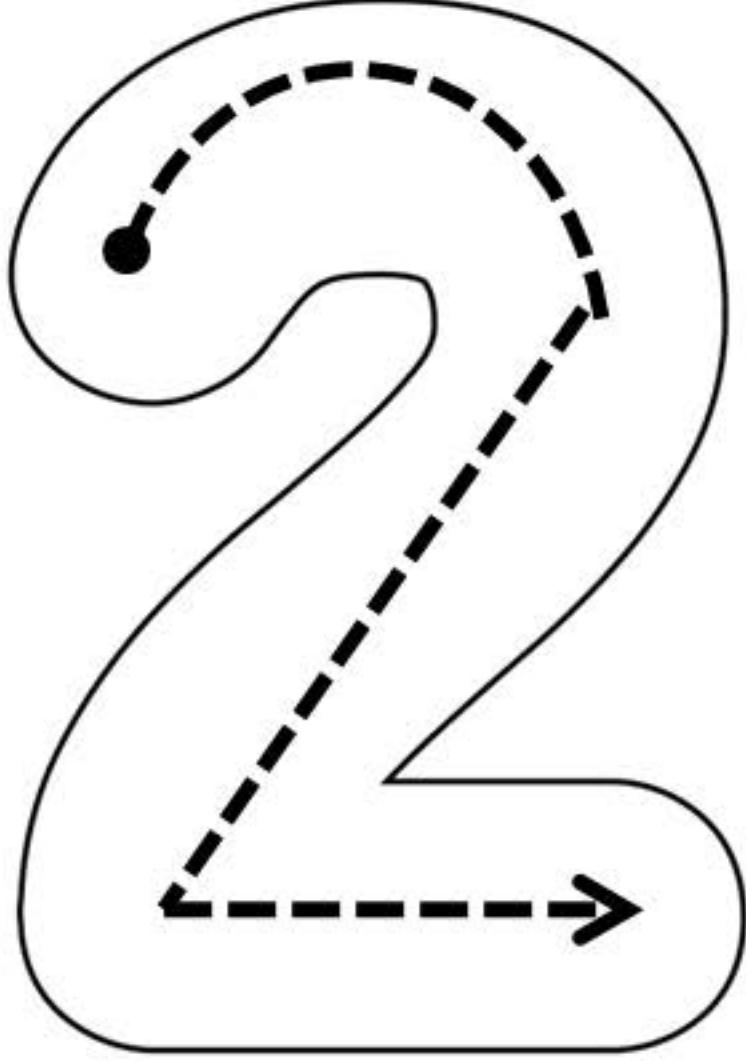
2



2









OK YÖNÜNDE SAYIYI ÇİZ, KAÇ TANE
KELEBEK VAR SAY VE SEVDİĞİN BİR
RENGE BOYA!


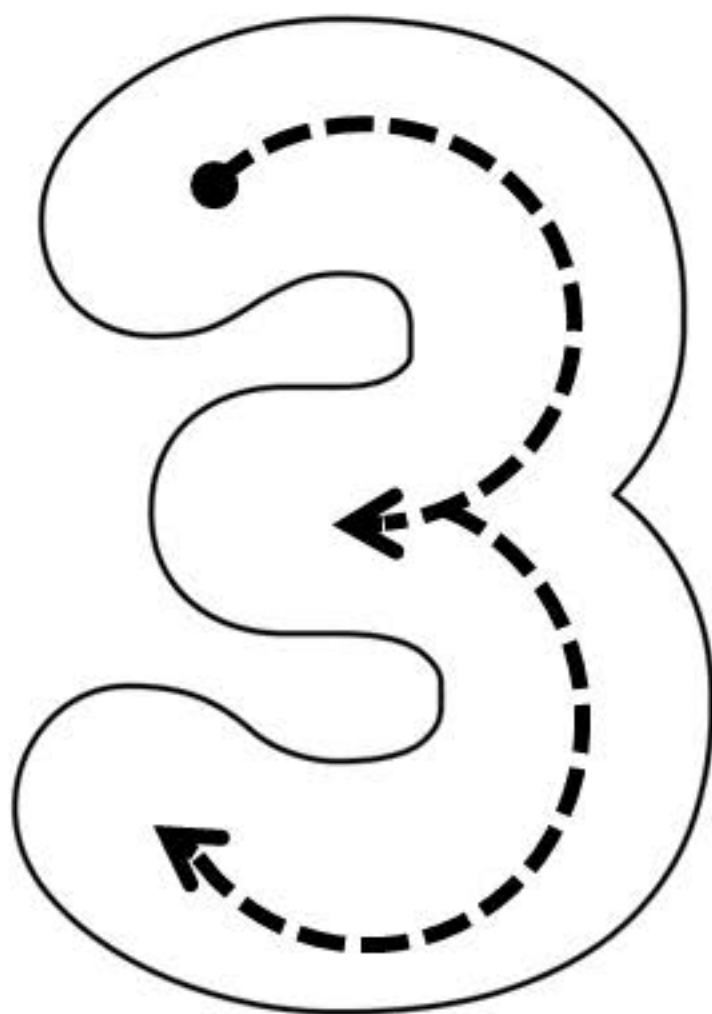







3










OK YÖNÜNDE SAYIYI ÇİZ, KAÇ TANE
ARI VAR SAY VE SEVDİĞİN BİR RENGE
BOYA!


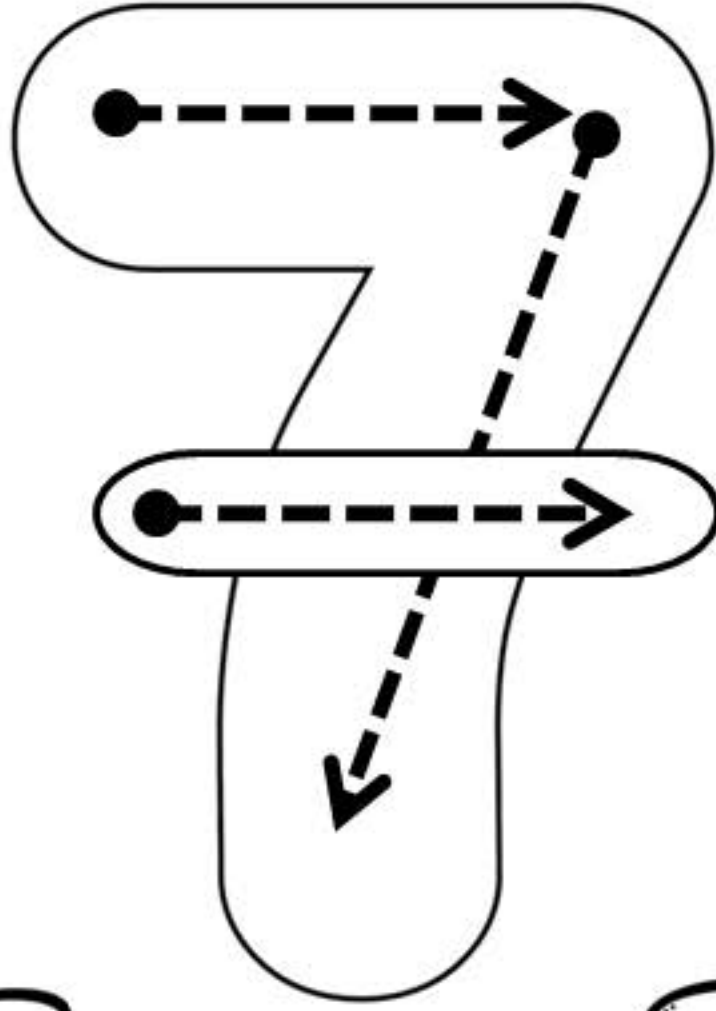







4





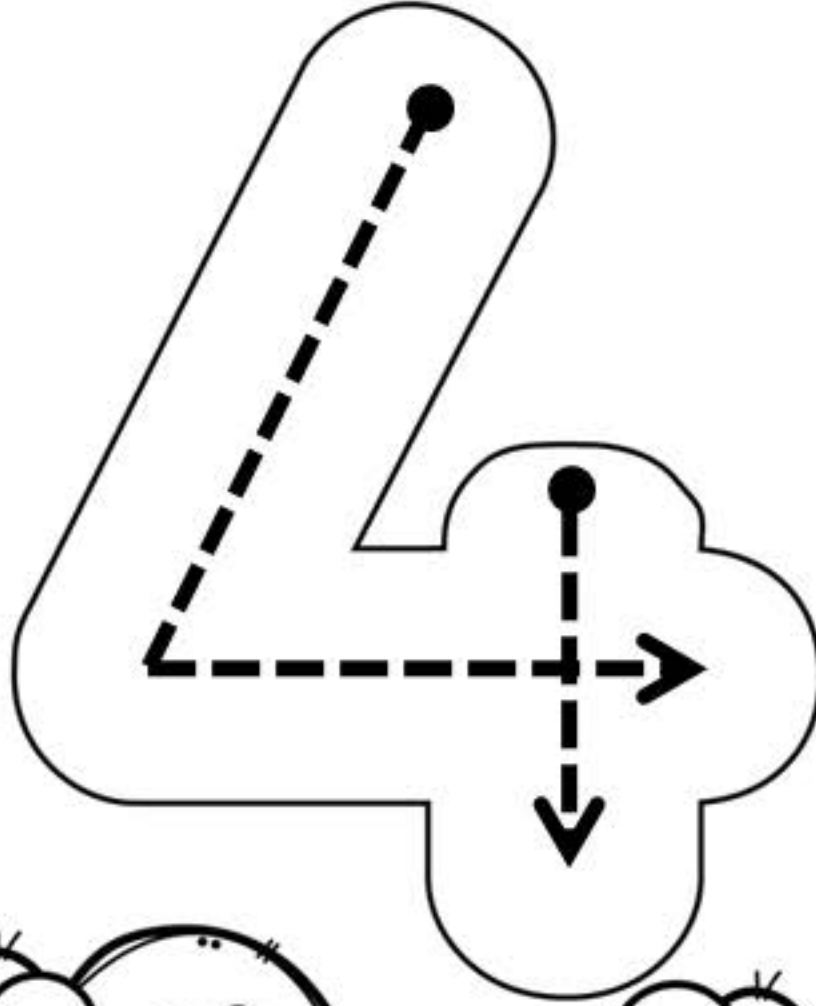




OK YÖNÜNDE SAYIYI ÇİZ, KAÇ TANE
YILDIZ VAR SAY VE SEVDİĞİN BİR
RENGE BOYA!





OK YÖNÜNDE SAYIYI ÇİZ, KAÇ TANE
SALYANGOZ VAR SAY VE SEVDİĞİN
BİR RENGE BOYA!













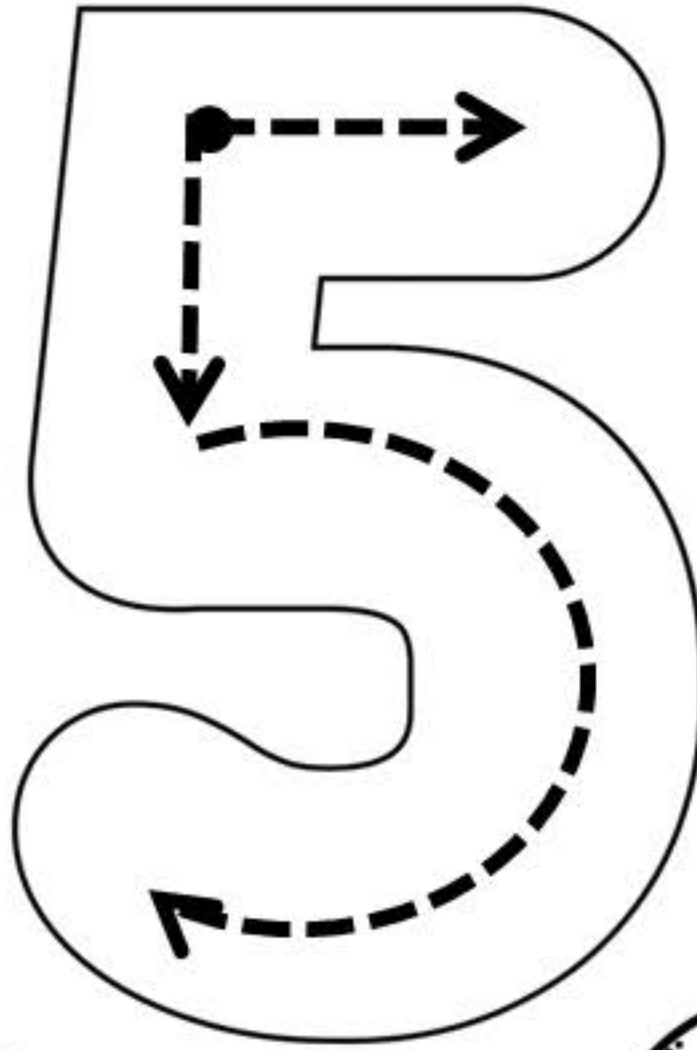
6



6

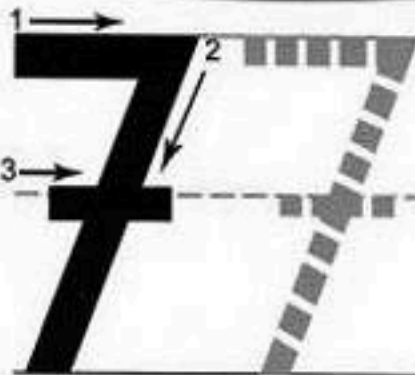
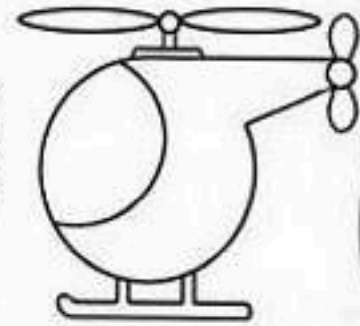
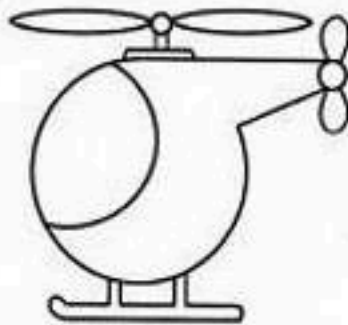
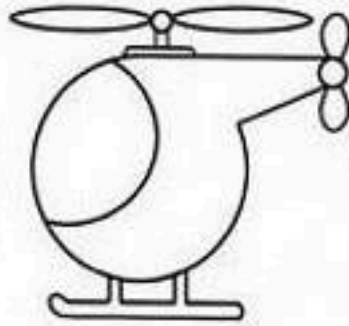
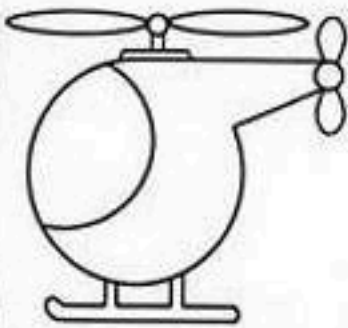
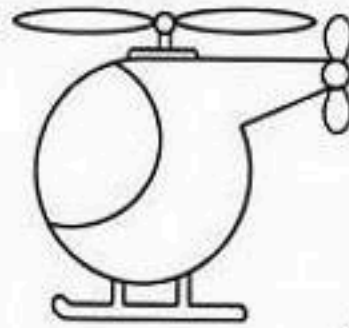
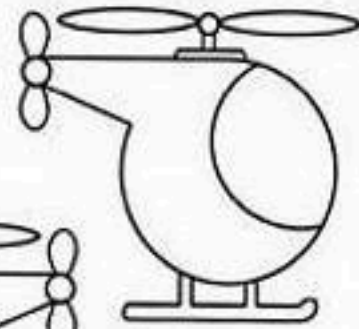
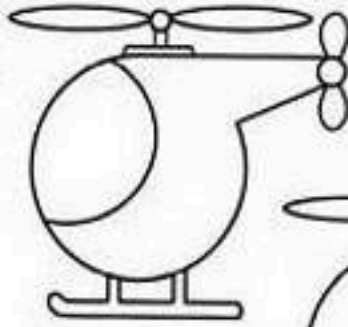
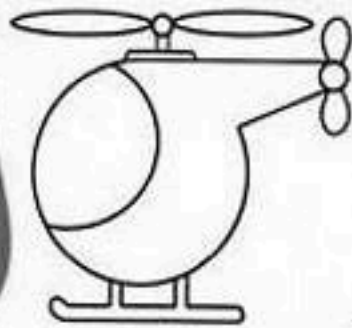


OK YÖNÜNDE SAYIYI ÇİZ, KAÇ TANE
BÖCEK VAR SAY VE SEVDİĞİN BİR
RENGE BOYA!


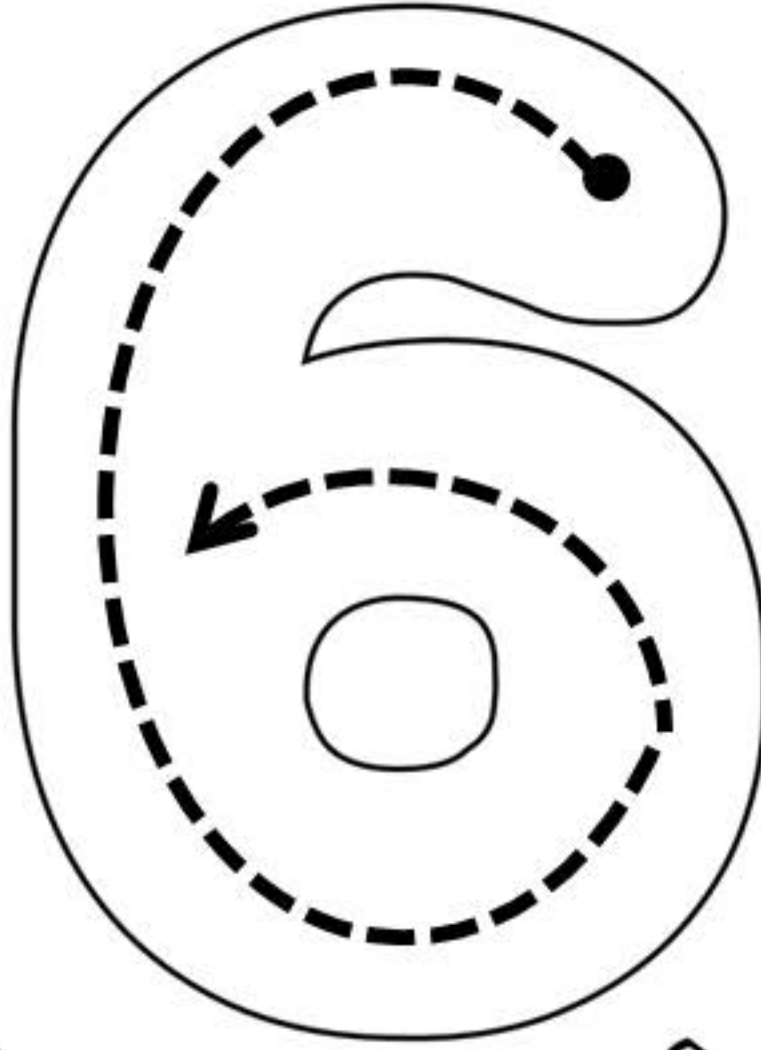







7

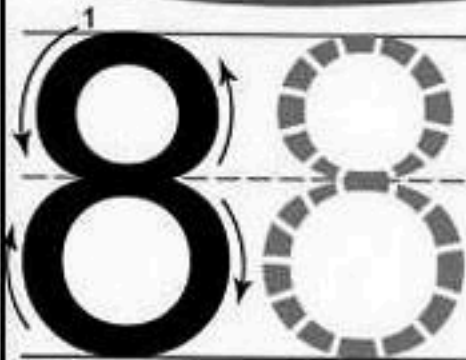



OK YÖNÜNDE SAYIYI ÇİZ, KAÇ TANE
BALIK VAR SAY VE SEVDİĞİN BİR
RENGE BOYA!


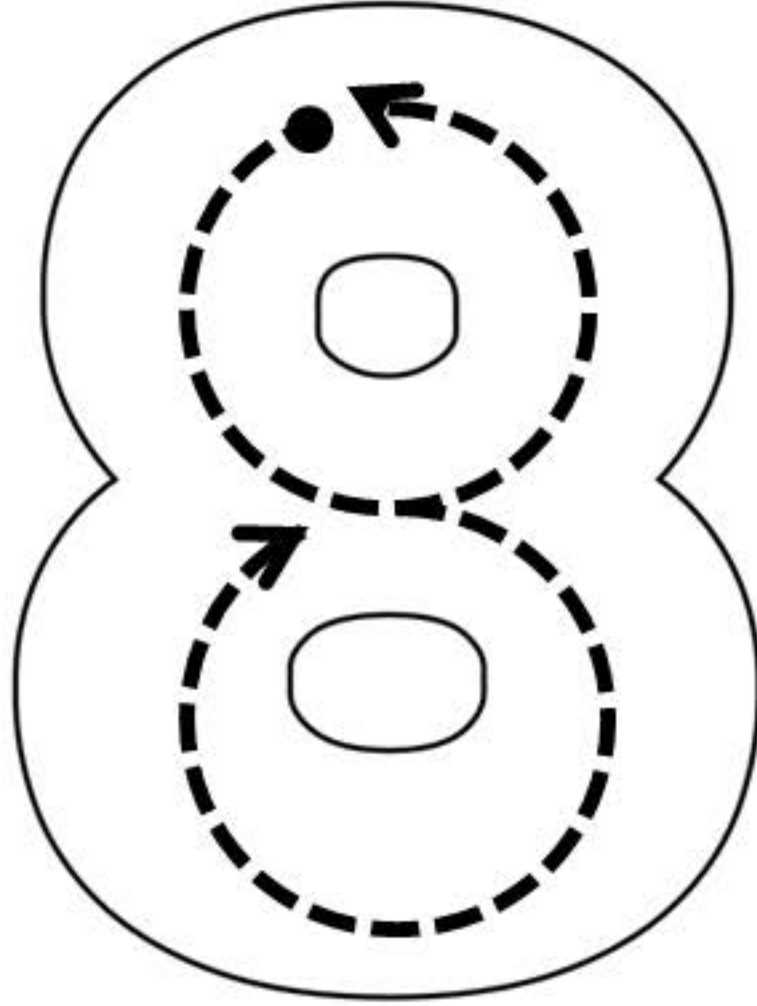




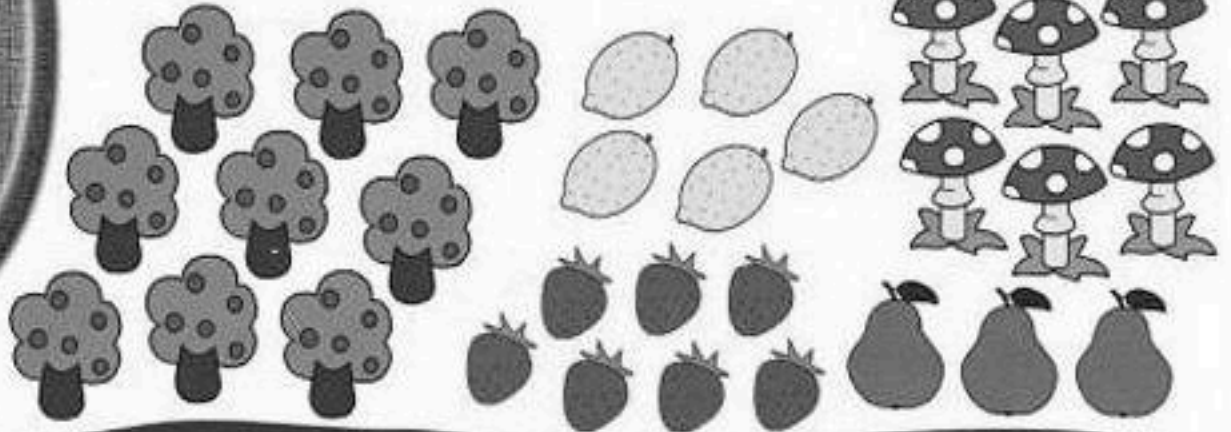
8



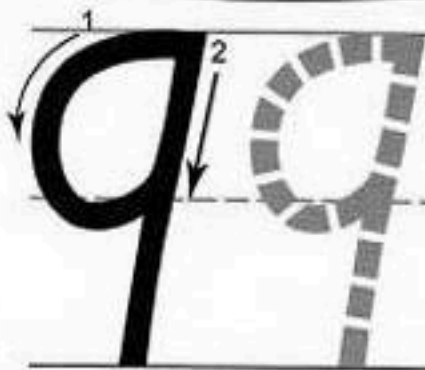

OK YÖNÜNDE SAYIYI ÇİZ, KAÇ TANE
KURDELE VAR SAY VE SEVDİĞİN BİR
RENGE BOYA!




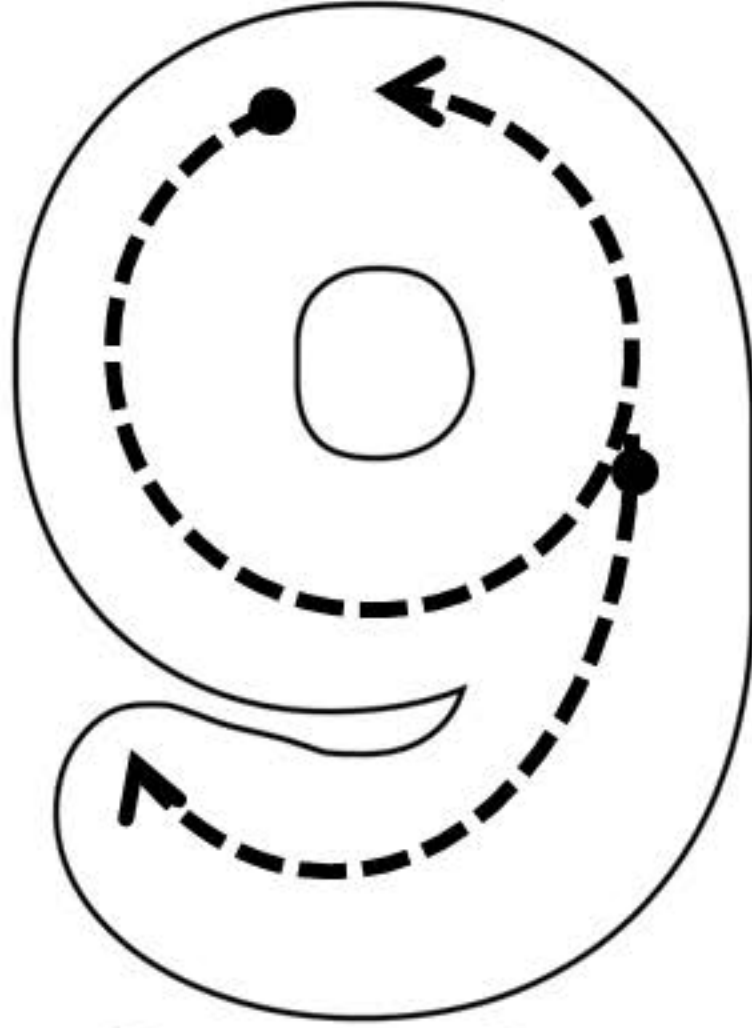
9



9




OK YÖNÜNDE SAYIYI ÇİZ, KAÇ TANE
ÇİÇEK VAR SAY VE SEVDİĞİN BİR
RENGE BOYA!

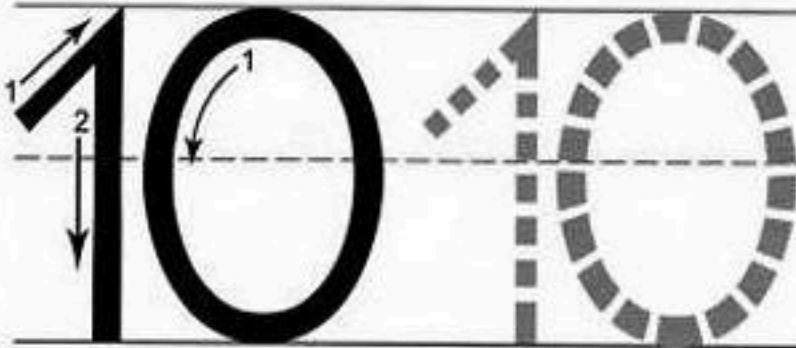






10



10

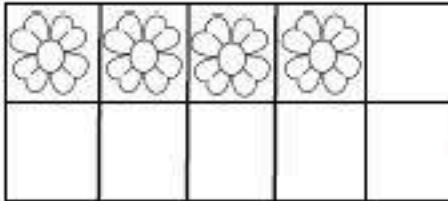


OK YÖNÜNDE SAYIYI ÇİZ, KAÇ TANE
KARINCA VAR SAY VE SEVDİĞİN BİR
RENGE BOYA!

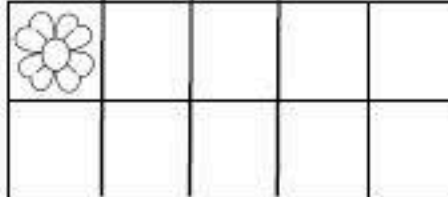


Flowers **MAKE 10** Name _____

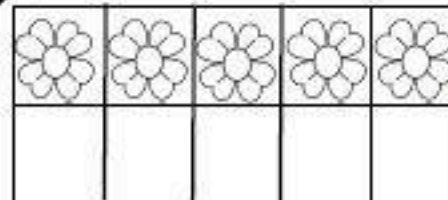
Draw more flowers to make ten. Write the number.



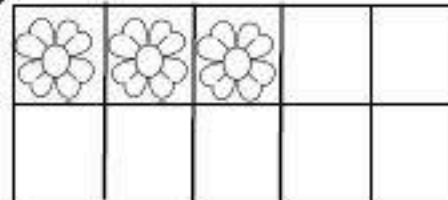
$4 + \underline{\quad} = 10$



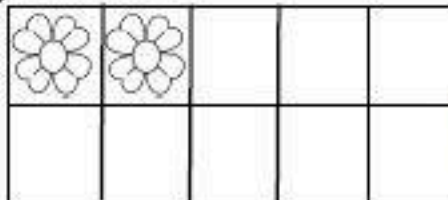
$1 + \underline{\quad} = 10$



$5 + \underline{\quad} = 10$





$3 + \underline{\quad} = 10$



$2 + \underline{\quad} = 10$

OK YÖNÜNDE SAYIYI ÇİZ, KAÇ TANE
DONDURMA VAR SAY VE SEVDİĞİN
BİR RENGE BOYA!




Name

NUMBERS 1 TO 30

Write the missing numbers on the flowers.

1				
			9	
		8		
2				
			29	








Escola _____





Aluno (a) _____

Educador _____



CONTANDO E REGISTRANDO












Name _____

Bug Friends

Number Order

Directions: Cut and paste the numbers in order. Color the pictures.







Farm Animal Counting


Count the number of each animal and write the number in the box


1. 



2. 

3. 

4. 

5. 

6. 




Name _____



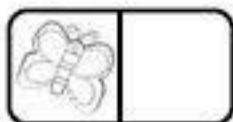

Numbers 1 to 5



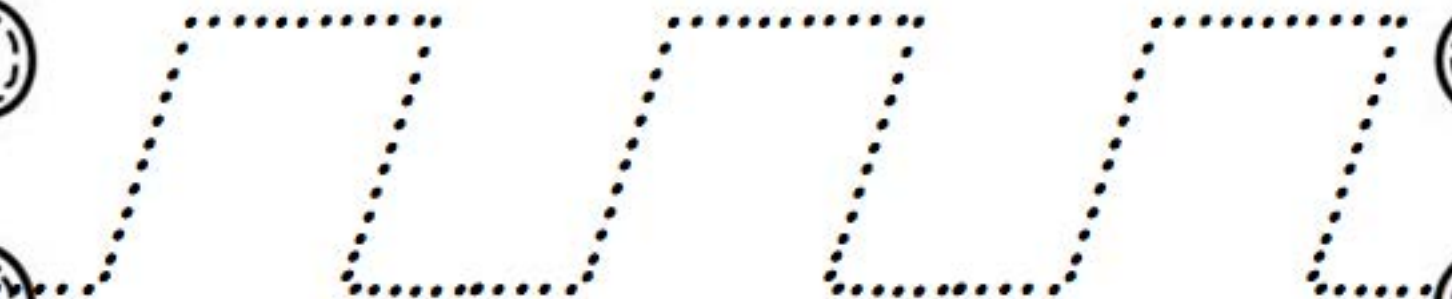
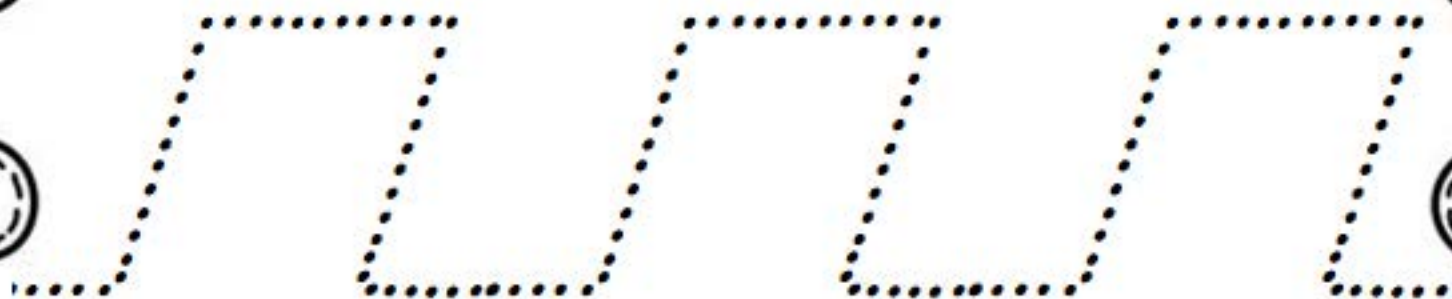
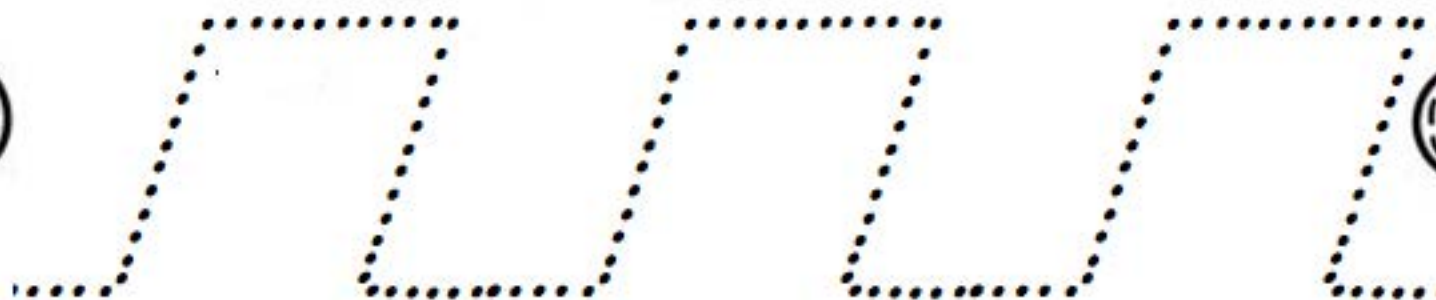

Spring

Color and Count




How many?






Name: _____


Circle the number that tells how many. Color.




2	5	3
---	---	---




2	4	1
---	---	---



5	3	4
---	---	---



3	4	5
---	---	---






Spring Things

Name _____

Counting


Directions: Count the items. Color the correct square. Then color the pictures.



3

4


5



1

2


3



2

3


4



4

5


6






Name _____

COUNT Compare & Write

Count each object and write the number in the correct box.








Bug Jars

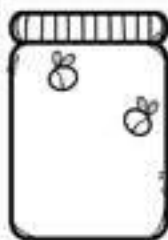
Name _____

Counting


Directions: Circle the correct number. Color the bugs.



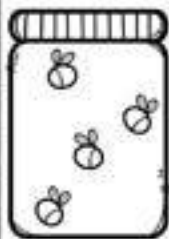
6
7
8




2
1
3



4
6
5



3
4
5




5
7
6




8
7
9



9
8
7








10
8
9



4
3
5

1

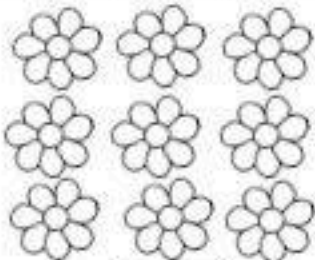
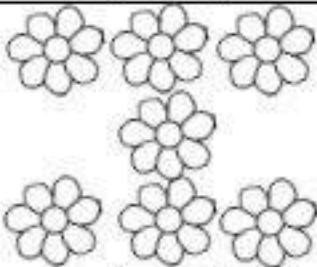




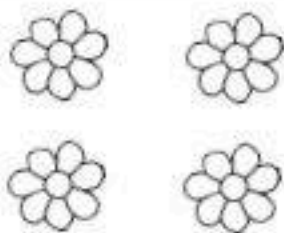



Name _____



How Many Flowers?

Count the pictures and write the number.



2




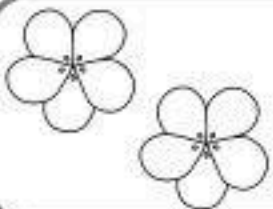

Spring

Name _____


COUNTING FLOWERS



How many?




3



Name _____

COUNT Compare & Write

Count each object and write the number in the correct box.



4



NOME: _____

DATA: _____


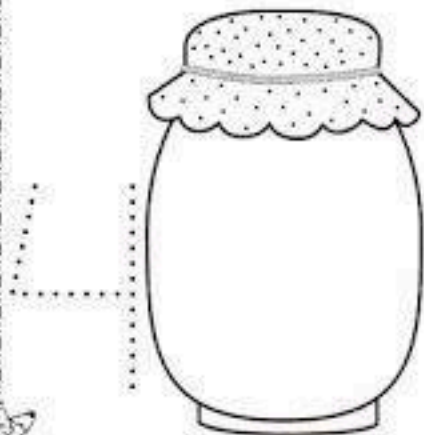





MATEMÁTICA


QUANTIDADE

PASSE O LÁPIS NO PONTILHADO E DEPOIS DESENHE A QUANTIDADE QUE SE PEDE

Diana Educa



5



5

5

5

5

5

5

5

5

5

5

5

5



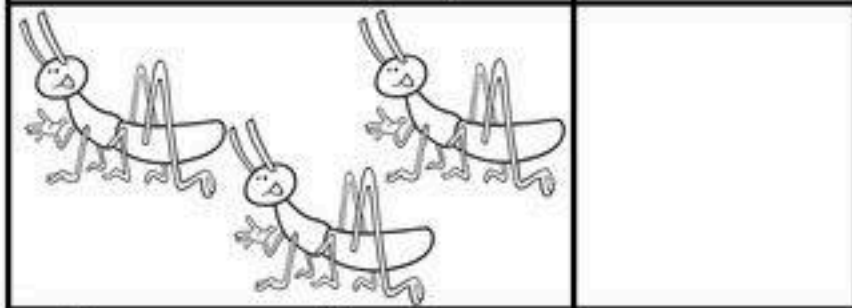


5

5

5

Name:

Cut & paste correct number!



1










5

4

3

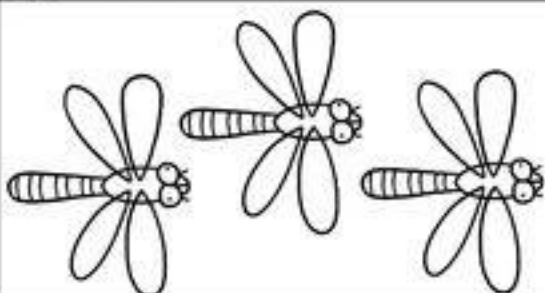



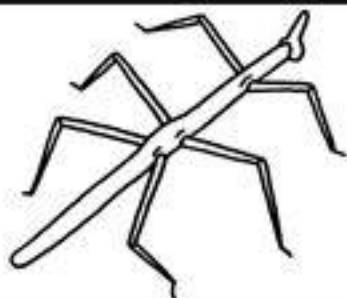
2

6

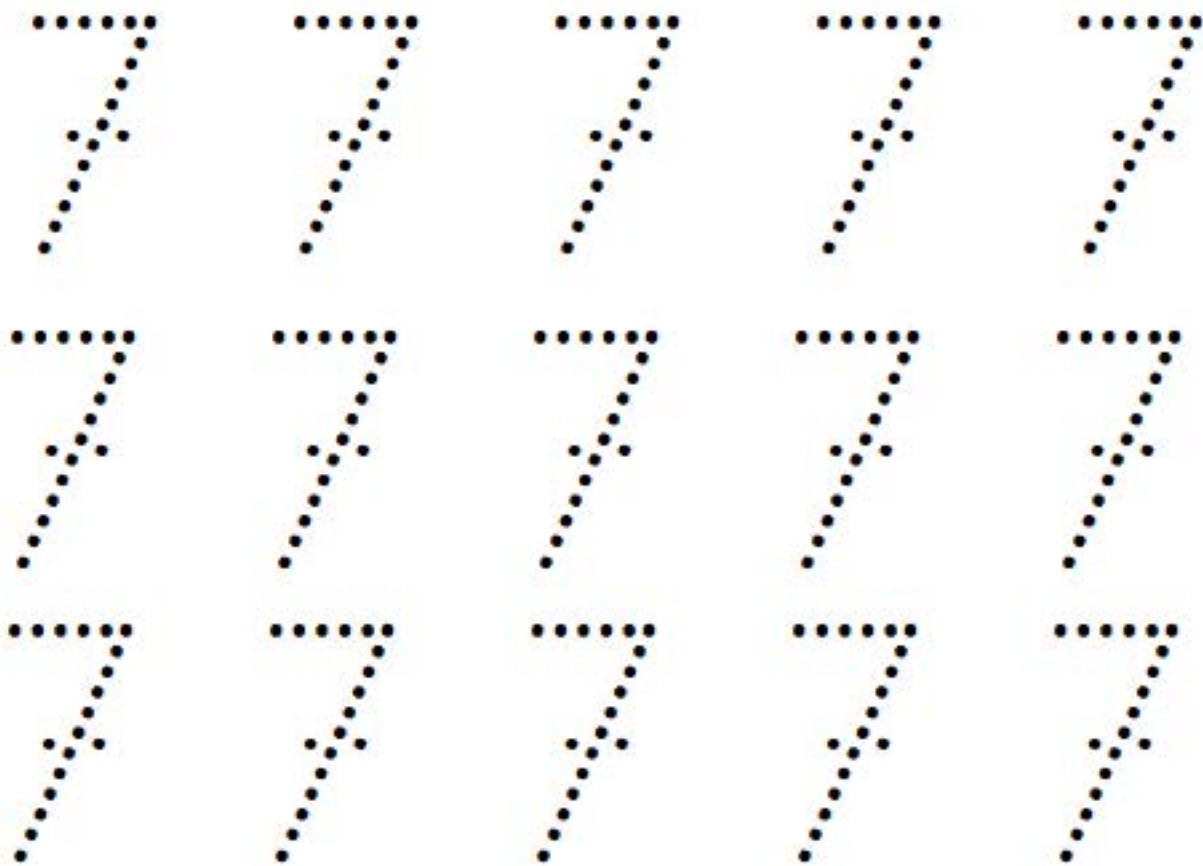


Name:

Cut & paste correct number!



7

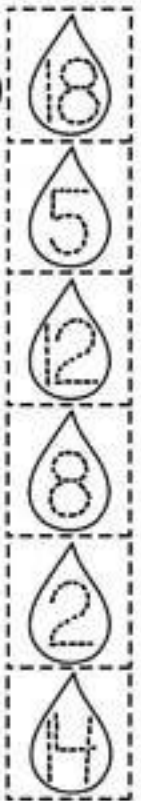





Name _____

Rainy Day Counting

Directions: Trace the numbers. Paste the missing numbers in order under the clouds. Color the pictures.



8



Numbers

My Picture Dictionary

Name: _____

Date: _____



11 to 20

Cut and paste.

11

12

13

14

15

16

17







18

19

20



9





Name _____

Counting Practice

Directions: Count and color the bugs in the jar. Cut and paste the correct number in the box. Write the number.











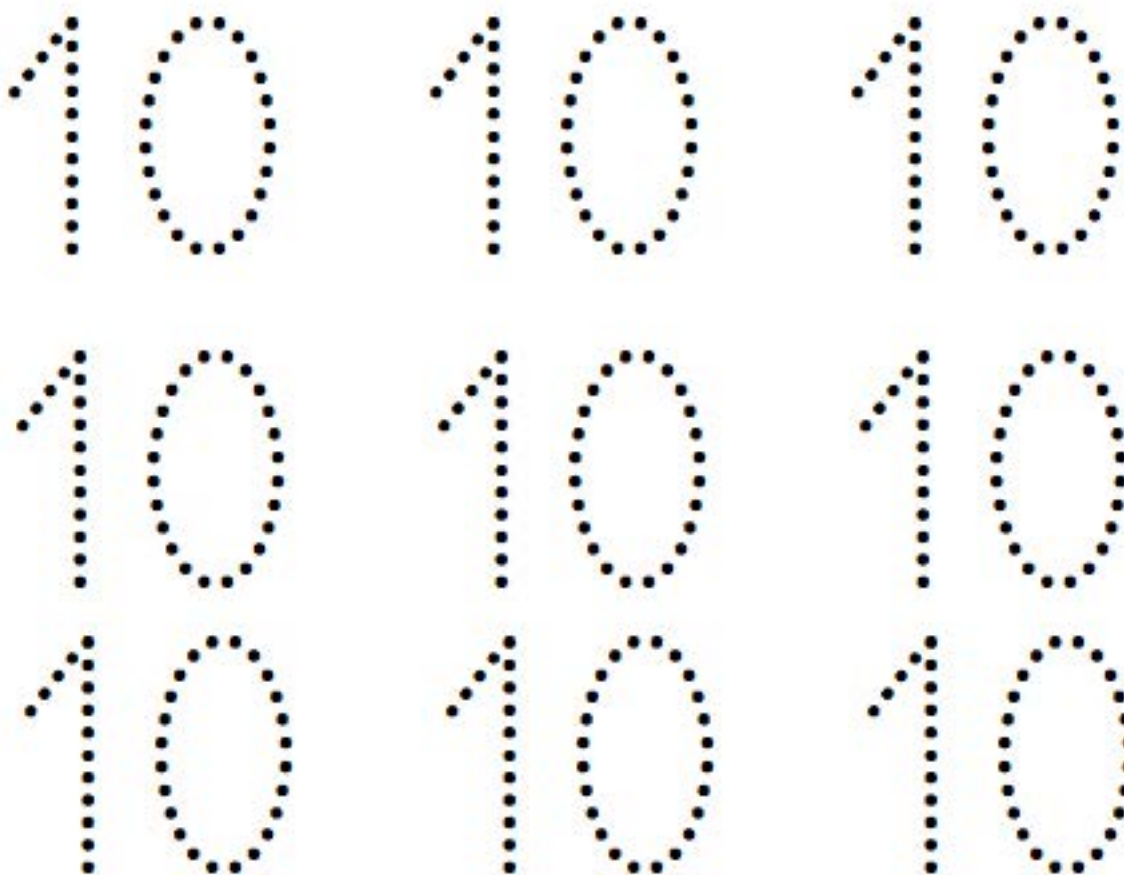







11 12 14 15 16 17 18 19




10



Name _____

Counting On Caterpillars

Directions: Fill in the missing numbers. Color the pictures.









Nombre: _____

Fecha: _____

Escribe el número en cada conjunto y coloca el signo correspondiente:





Roll & Trace Numbers

Name _____

Directions: Roll a dice. Trace a teen number from the column under that dice.



11

11

11

11

11

12

12

12

12

12

13

13

13

13

13

14

14

14

14

14

15

15

15






15

15

Nombre: _____

Fecha: _____

Escribe el número en cada conjunto y coloca el signo correspondiente:





Roll & Trace Numbers

Name _____

Directions: Roll a dice. Trace a teen number from the column under that dice.



11

11

11

11

11

12

12

12

12

12

13

13

13

13

13

14

14

14

14

14

15

15

15

15




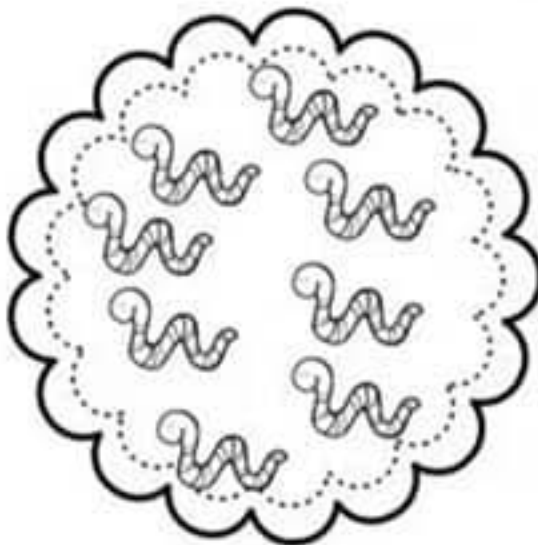
15




Nombre: _____

Fecha: _____

Escribe el número en cada conjunto y coloca el signo correspondiente:





NOME: _____

ESCREVA OS NÚMEROS ATÉ 100









1		3		5		7		9	
11		13		15		17		19	
21		23		25		27		29	
31		33		35		37		39	
41		43		45		47		49	
51		53		55		57		59	
61		63		65		67		69	
71		73		75		77		79	
81		83		85		87		89	
91		93		95		97		99	



Nombre: _____

Fecha: _____

Escribe el número en cada conjunto y coloca el signo correspondiente:





Name _____

Teen Number Bugs

Directions: Count the bugs. Fill in the correct number. Color the pictures.

14



15



16



18



12



13



18



19



10



11









Nombre: _____

Fecha: _____

Escribe el número en cada conjunto y coloca el signo correspondiente:



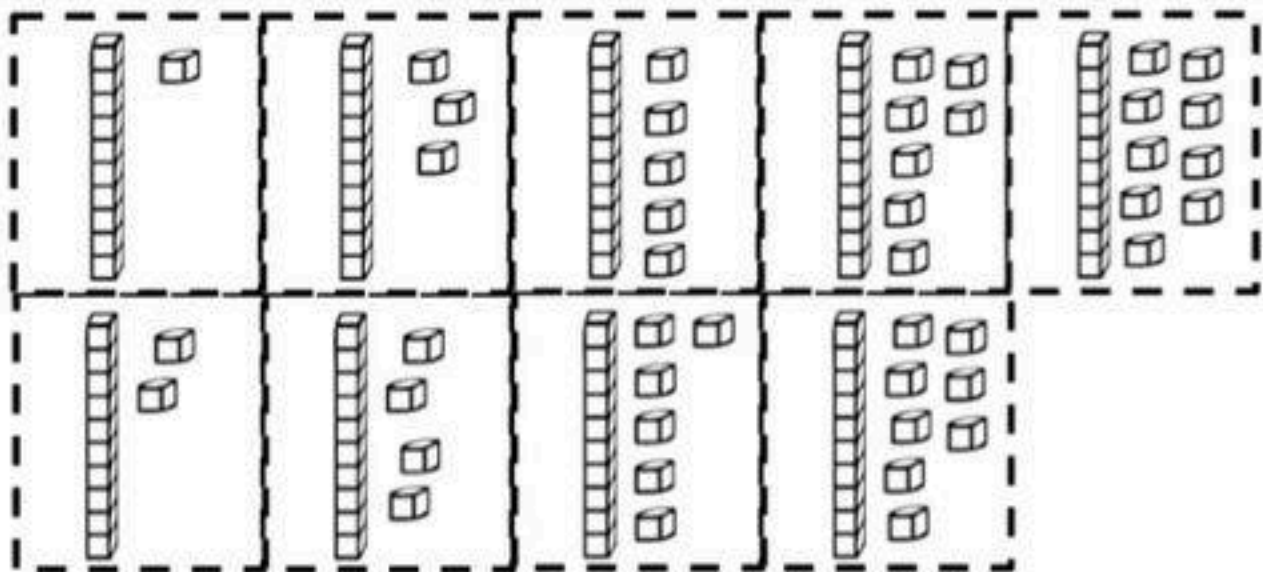
Name _____

Base Ten Bunnies

Glue the base ten blocks that match each teen number.



© Miss VanderGarten



NUMBER SCRAMBLE

Find all the number three in the Number Scramble and color them green.



Name _____

Name: _____



Missing Numbers

Write the correct missing numbers

 15	 	 	 18	
--------	------	------	--------	------

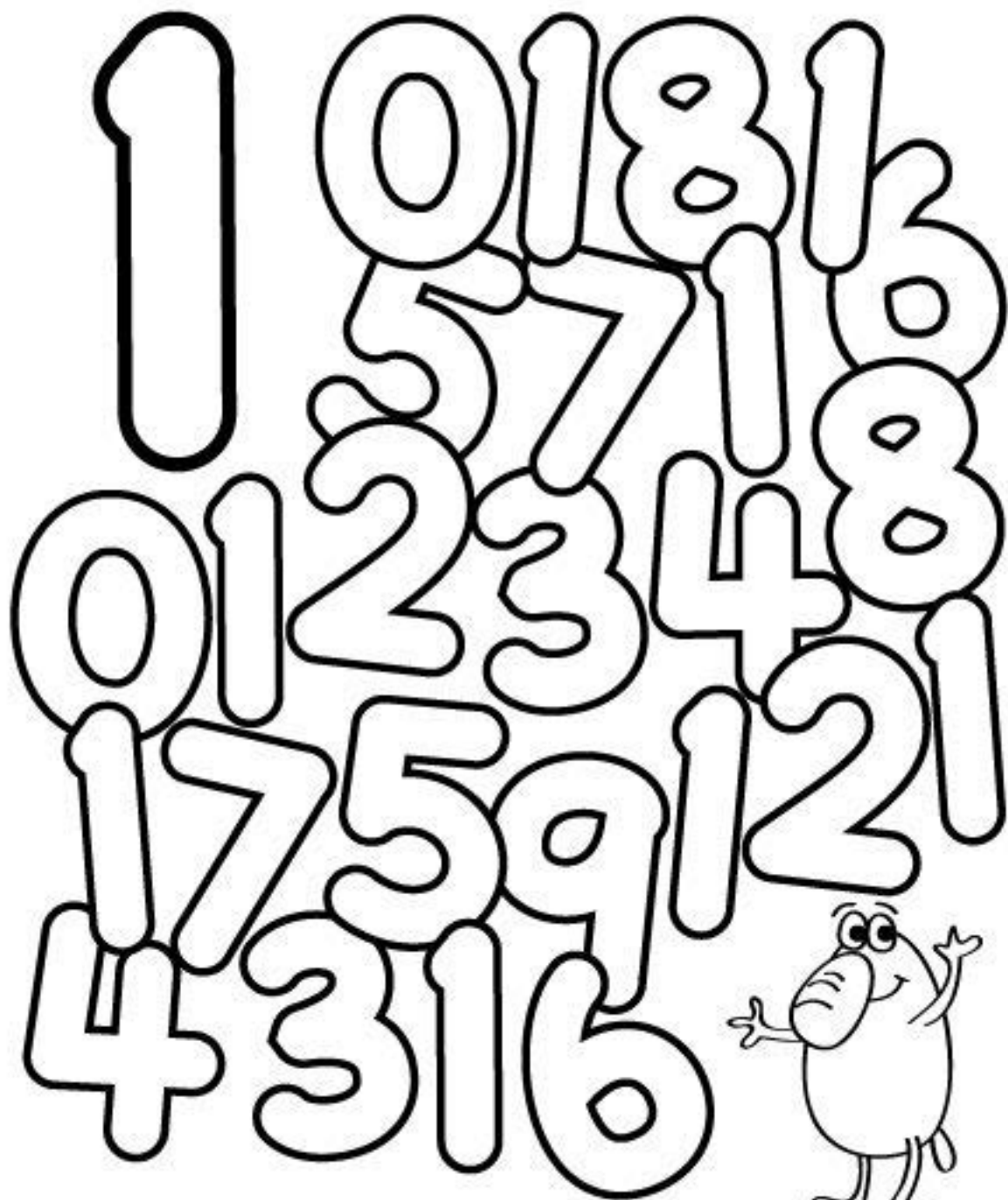
 	 13	 14	 	
------	--------	--------	------	------

 	 10	 	 	 13
------	--------	------	------	--------

 	 	 18	 19	
------	------	--------	--------	------

NUMBER SCRAMBLE

Find all the number one in the Number Scramble and color them red.



























Name _____

Name _____

Counting Dots

Directions: Cut and paste the dominoes in the correct boxes.



NUMBER SCRAMBLE

Find all the number two in the Number Scramble and color them blue.



Name _____

Numbers

My Picture Dictionary

Name: _____

Date: _____



1 to 10

Cut and paste.

1

2

3

4

5

6

7

8


9

10



NUMBER SCRAMBLE

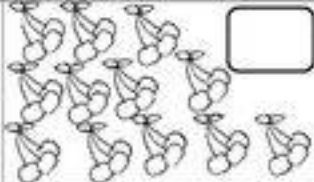

Find all the number six in the Number Scramble and color them red.



Name _____

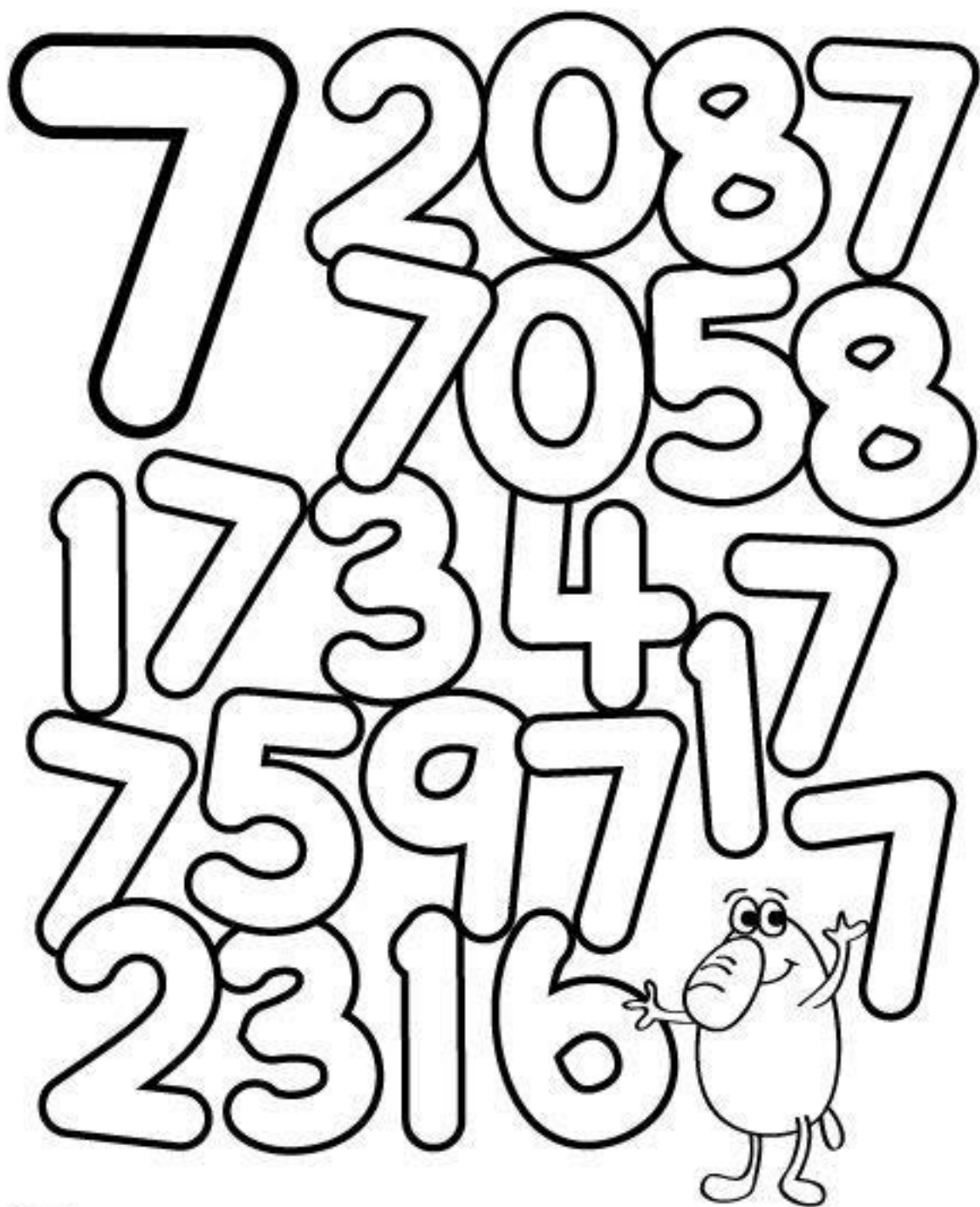
Name: _____

Count how many objects in each box. Label your counting and double check your work. Write the number in the box.



NUMBER SCRAMBLE

Find all the number seven in the Number Scramble and color them blue.



Name _____

Name:

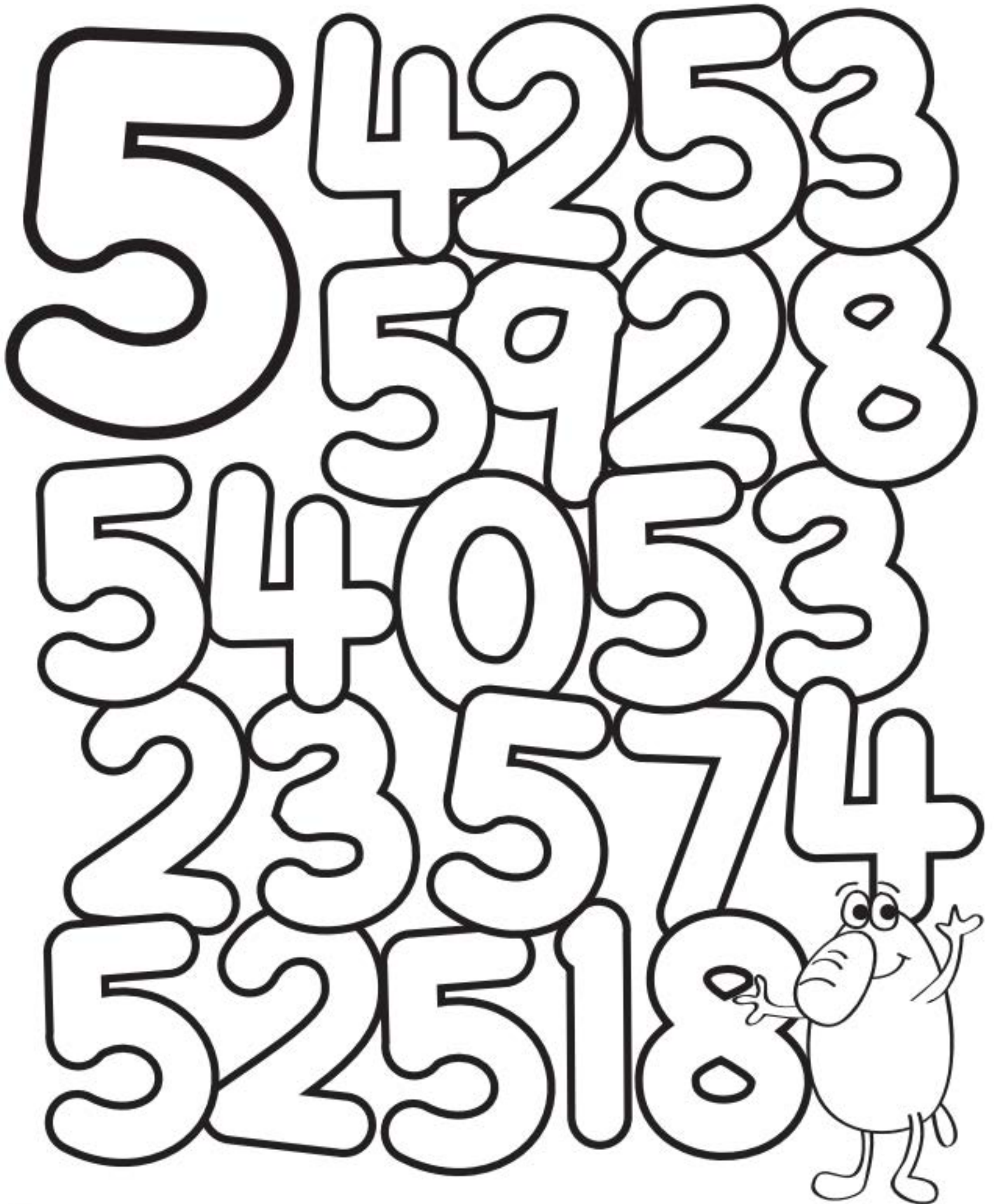


Write the missing numbers.

1		3		5
	7	8	9	
11	12		14	
	17	18		20
21		23	24	
26	27			30
	32	33	34	
36		38		40
41	42		44	45
46		48		50

NUMBER SCRAMBLE

Find all the number five in the Number Scramble and color them black.



Name _____



Name _____

Counting Practice

Directions: Color the number. Color the correct number of apples on the tree and frame. Trace and write the number.

11



11



12



12



13



13



14



14



15



15



NUMBER SCRAMBLE

Find all the number eight in the Number Scramble and color them green.



Name _____