

Cuadernillo de apoyo

Segunda etapa de escritura: presilábico

Se aprende a leer leyendo



a



e



o

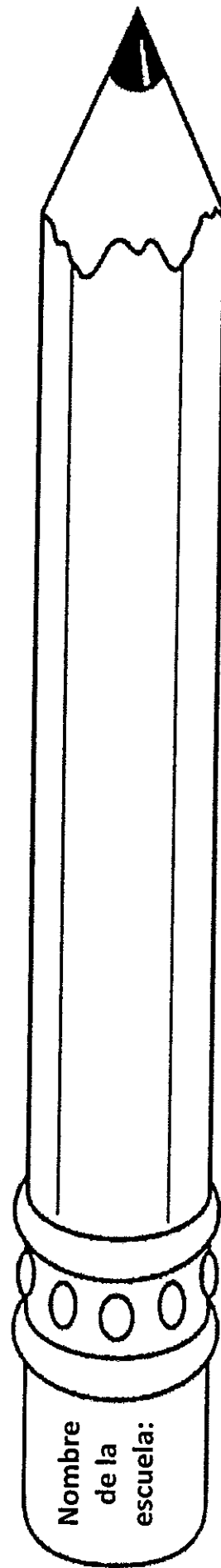
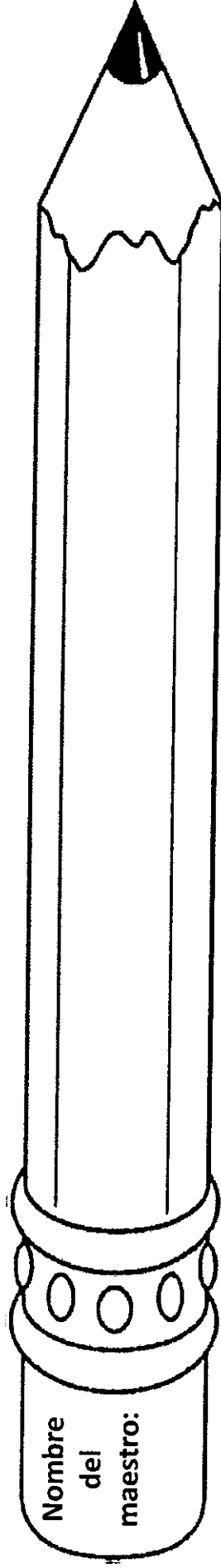



u




Como a escribir, escribiendo.

SISTEMA EDUCATIVO ESTATAL
DEPARTAMENTO DE EDUCACION PRIMARIA
ZONA ESCOLAR 055
CLAVE: 02FIZ0107K
CICLO ESCOLAR 2013-2014



LAS VOCALES

 Practica la escritura de las vocales:




a a a

A A A



e e e

E E E



i i i

I I I



o o o

O O O



u u u

U U U

LAS VOGALES

Unir las vocales con los dibujos que empiecen por ellas. Pintar luego las cosas unidas de un mismo color.




a

e

i

o


u






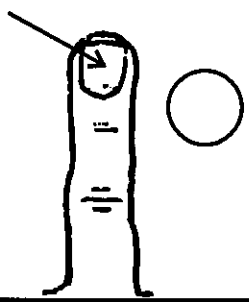

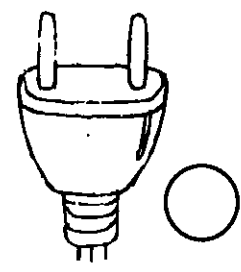

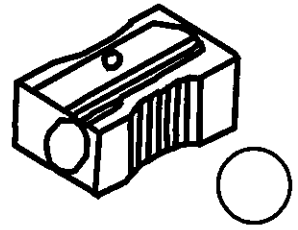

1

LAS VOCALES

 Escribe la vocal por la que empiezan los nombres de los dibujos.






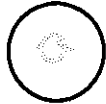


1 



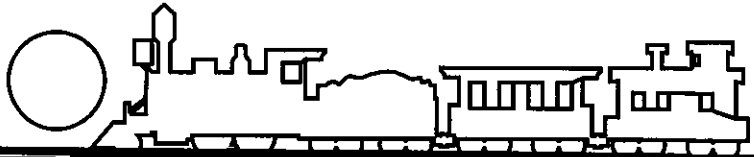






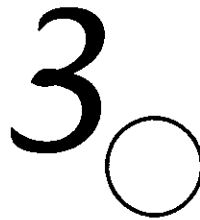


LAS VOCALES

 Escribe la vocal que llevan los nombres de los dibujos:




MARZO

Lu	Ma	Me	Xo	Ve	Sá	Do
		1	2	3		
4	5	6	7	8	9	10
11	12	13	14	15	16	17
18	19	20	21	22	23	24
25	26	27	28	29	30	31



LAS VOCALES


 Escribe las vocales que llevan los nombres de los dibujos:




— —



— —



— —



— —



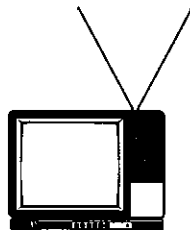
— —



— —



— —



— —



— —



— —



— —



— —

LAS VOCALES



Rodea las vocales que hay en este revoltijo de letras.

a d o y u
 w r t i
 s a ñ s
 i p h ñ s
 o f u z o
 n u e c g m a
 j e i n m
 k b e l



Pinta las vocales que estean bien escritas y tacha las malas.

a u
 o i
 e i
 u i

LAS VOGALES

Haz unos dibujos que empiecen por la vocal que hay en cada recuadro.



a

i

o

e

e

A

u

o


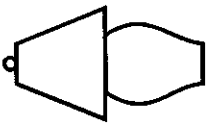
I

LAS VOCALES

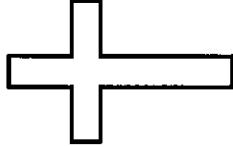
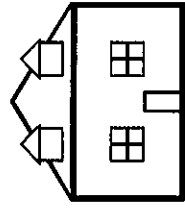
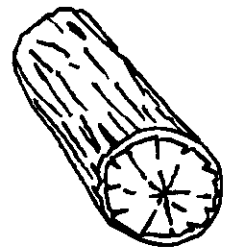


Une cada dibujo con la vocal que tenga su nombre.



8



3



A

E

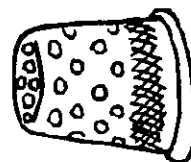
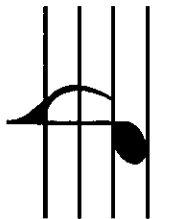
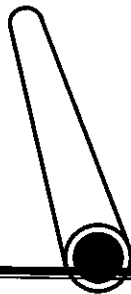
I

O

U

LAS VOCALES

Une cada dibujo con las vocales que tenga su nombre.



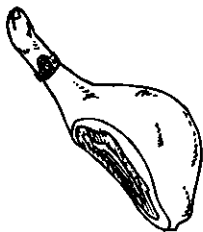
a o

o a

i a

e a

u o



e a

i o

u a

a o

o a

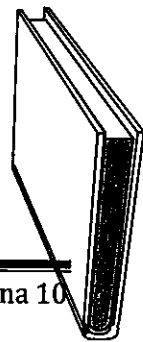
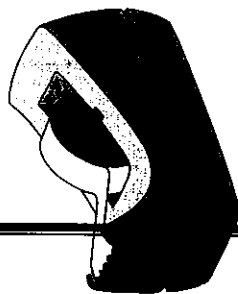
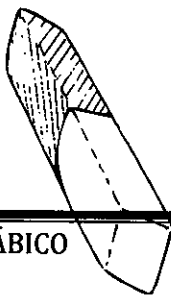
NOMBRE:

FECHA:

LAS VOGALES

Une cada dibujo con las vocales que tenga su nombre.

PRELÁBICO



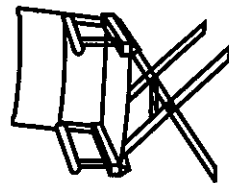
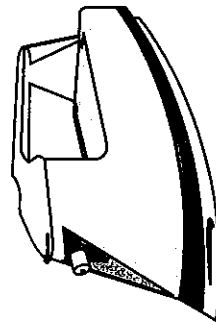
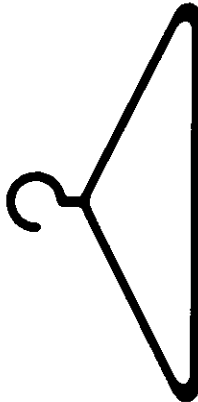
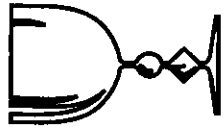
o a

i o

e a

a i

e o



e a

i a

a e

o a

a a

DICTADO

ALUMNO _____ FECHA _____

ESCUELA _____

1. _____
2. _____
3. _____
4. _____
5. _____
6. _____
7. _____
8. _____

DICTADO DE ENUNCIADOS:




Rodea la letra "l".


l e o a o
 a u i
 i l l i u a
 l u a e l i
 l i o a l u
 e i l e o a
 i l e l e
 l e l e u



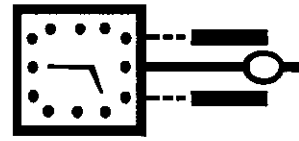
Rodea la letra "l".



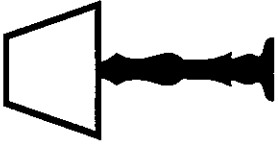
pistola



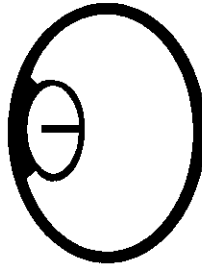
plátanos



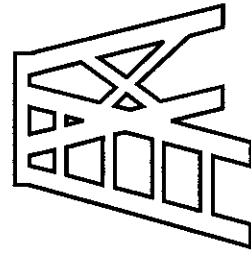
reloj



lámpara









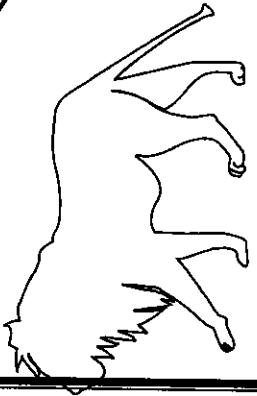


báscula



escalera

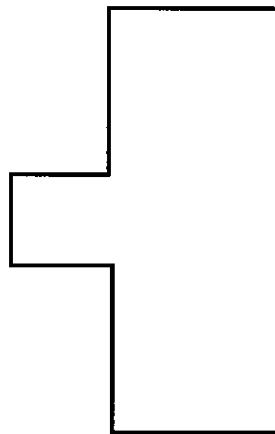
Copia los dibujos de la izquierda en los recuadros de la derecha o inventa tu otros.




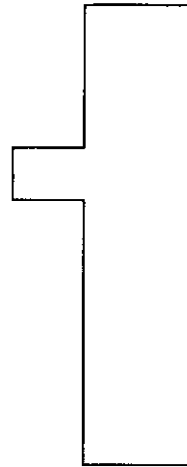

la le li lo lu



Recorta y pega las letras para formar la palabra.
Comienza por la que tiene el número 1.



Recorta y pega las letras para formar la palabra.
Comienza por la que tiene el número 1.



pa pe pi po pu



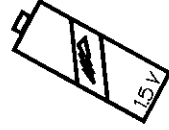

Relaciona y descubre las palabras ocultas rodeándolas.



Escribe los nombres y pinta los dibujos.

U I P E L O A

e l u p a o i



ma

me

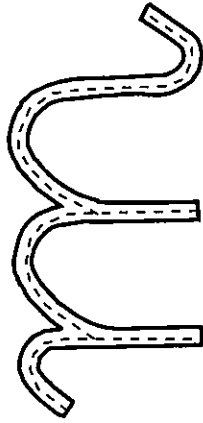
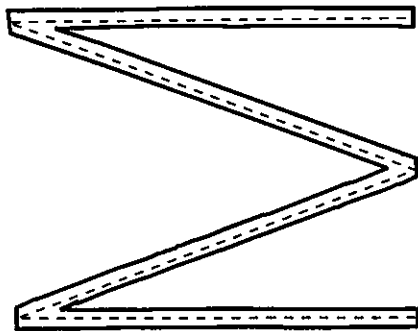
mi

mo

mu



Repasa, pinta y copia.

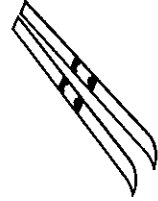
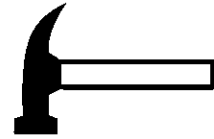



m m m M M M M

ma me mi mo mu



Rodea y pinta los dibujos que tengan "m"



Copia las frases y haz los dibujos.

Copia los nombres.

Mi mamá muela.

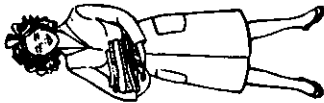
Blank handwriting lines for the sentence 'Mi mamá muela.'

Blank drawing box for the sentence 'Mi mamá muela.'

Mi papá me mima.

Blank handwriting lines for the sentence 'Mi papá me mima.'

Blank drawing box for the sentence 'Mi papá me mima.'



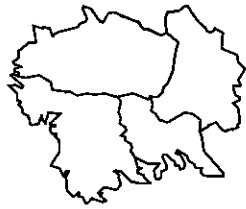
mamá

Blank handwriting lines for the word 'mamá'.




muela

Blank handwriting lines for the word 'muela'.




mapa

Blank handwriting lines for the word 'mapa'.




puma

Blank handwriting lines for the word 'puma'.



mula




Blank handwriting lines for the word 'mula'.




lima

Blank handwriting lines for the word 'lima'.

Escribe lo que dicen ...



Observa los nombres y rodea la letra "m".



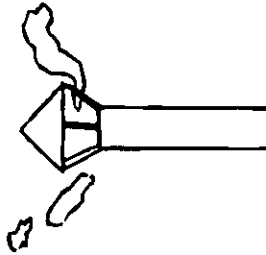
almendras



camarón



bombona



chimenea




dominó




empanada



fantasma



flamenco



gnomo

¿Cómo empiezan?

Instrucciones: encierra en un círculo las palabras que comienzan igual.



cánica



cochino



payaso



caracol



cuchara




cepillo



caballo



jirafa



tortuga



casita

¿Cómo empiezan?

Instrucciones: Escribe la letra que falta .



c _ n _




b _ rc _



r _ t _

Adivina ¿cuál es?

- Juega a adivinar qué letra falta en cada rayita para poder formar la palabra y escríbela.




c _ ball _



c _ ron _



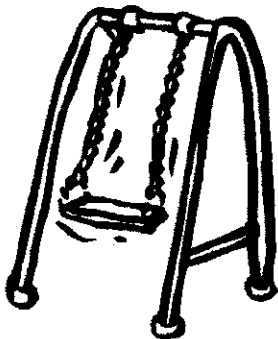
rel _ j



c _ rpa



pl _ nta




c _ lump _ o




¿Cómo terminan?

- Observa los dibujos, pronuncia su nombre y escribe la sílaba que falta para complementarlo.



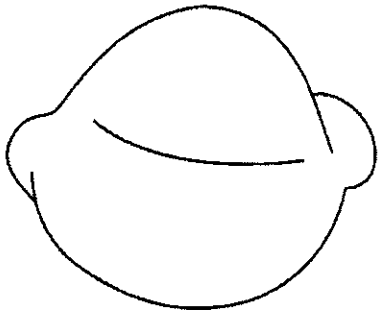
naran__




manza__




fre__



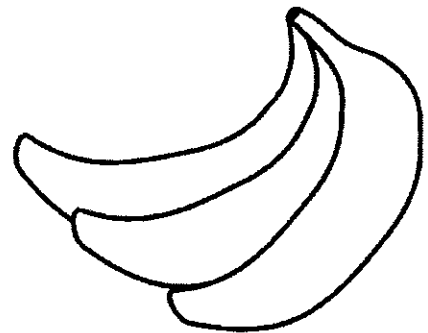

li__



mandari__



pe__



u__ PRESILÁBICO

guaya__

pláta__

D I C T A D O

ALUMNO _____ FECHA _____


ESCUELA _____

1. _____
2. _____
3. _____
4. _____
5. _____
6. _____
7. _____
8. _____


DICTADO DE ENUNCIADOS:

Animales


- Completa las palabras.




car__c__l



d__lf__n



__lef__nt__



c__c__dr__l__



b__llen__



j__r__fa


Completa cada palabra con la sílaba que falta.



___ yaso



___ leta



___ lota



___ cecito



___ zarrón

Palabras incompletas

Completa los nombres de los dibujos.




pa ___



sa ___



va ___



fo ___



bar ___



u ___



blu ___



va ___



ca ___



ro ___

Más palabras incompletas

Completa los nombres de los dibujos.



ca ___ llo



a ___ ja




pa ___ ro



ca ___ cas



he ___ do



gu ___ no



ji ___ fa



mu ca




re lo



ce llo


¿En qué se parecen?

- Une con una línea las palabras que empiecen o terminen igual y colorea los dibujos.



tortuga

pelota




perro

gorro



oso

casa



carro

vaso




vaca

toro




zorro

ganso



Uso de la "qu"


- Escribe las letras que faltan para completar.




pa _____ te




_____ mar




má _____ na



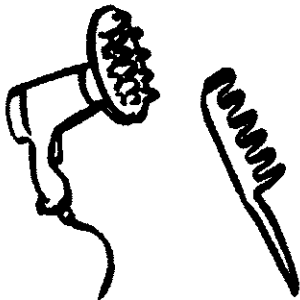
_____ so




ban _____ to



mante _____ lla



pelu _____ ría



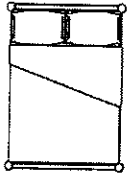
_____ nto



fo _____ to

¿Con qué sílaba empieza?


Encierra en un círculo la sílaba con la que comienza el nombre de cada dibujo.



cama



perro



carro



gallo



mesa



regalo



pato



casa



pera



sopa



melón



gorro

Más palabras incompletas.


Completa los nombres de los dibujos.



me _____



de _____



glo _____



elo _____



o _____



fre _____



ga _____



ca _____



ta _____




li _____




ar _____

¿Con qué letra se escribe?



¿Con j o con g?

- Escribe la letra que falta "j" o "g" y dibuja. Fíjate en el ejemplo


___ ícama	___ enio	___ avier
___ elatina	___ ente	___ arrito
j_ ugo 	___ efe	___ ato
___ orro	___ aula	___ igante

Adivina qué es


- Escribe las letras que faltan para completar los nombres de los números.



c__nc__




c__ro




n__ev__



tr__s



__ch__




__ei__



__os
PRESILABICO

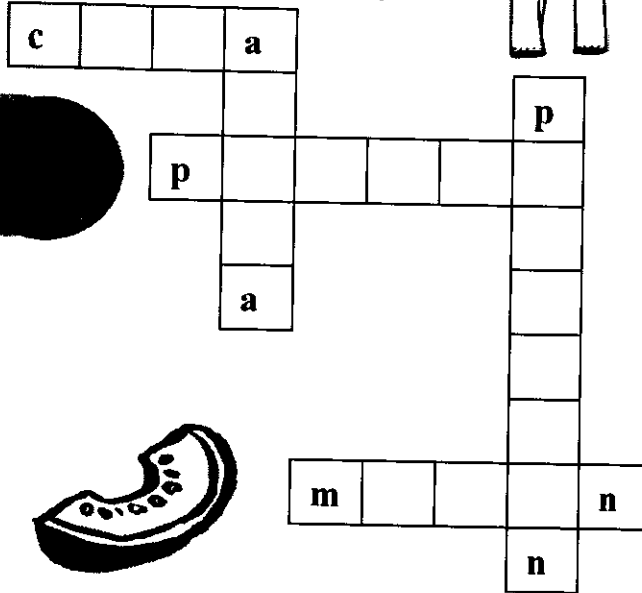



iet



n

Crucigrama



¿Con qué sílaba termina?

Encierra en un círculo la sílaba con la que termina cada palabra.



escuela



mochila



conejo



campana



zapato



ventana



perico




pescado




pantalón

¿Cómo terminan?

- Observa los dibujos, pronuncia su nombre y escribe la sílaba que falta para complementarlo.



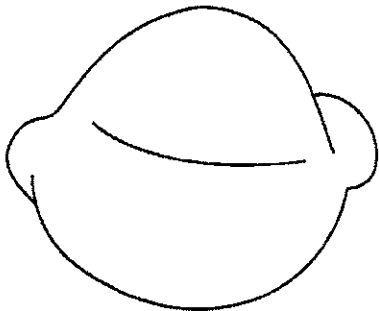
naran__




manza__



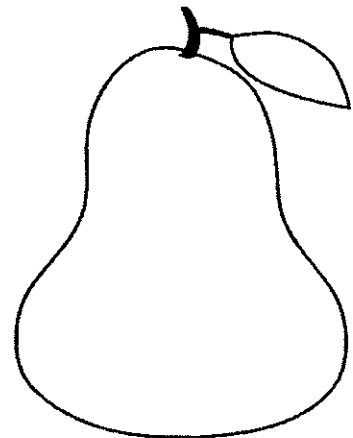
fre__



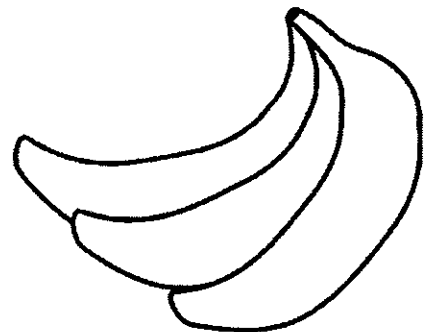

li__



mandari__



pe__



u PRESILÁBICO

guaya__

pláta

¿Cómo se llama?

→Escribe el nombre de cada juguete.

barco

cuerda

osito

canicas

caballo

tren

soldado

pelota

muñeca

guante

