NOMBRE: | FECHA: | H4.

ha he hi ho hu

Une dibujos con nombres, escribe los nombres en sus frases y cópialas.



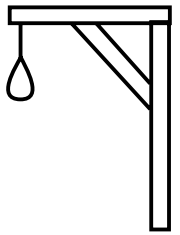

honda onda horca orca hola ola

La _____ de ahorcar.

La _____ de lanzar.

La forma de _____ .

_____ ¿ Cómo estás ?

La _____ es de agua.

La _____ es un animal.

NOMBRE: | FECHA: | H03.

ha he hi ho hu

Rodea las palabras buenas y cópialas debajo.



cacahuetes

cacaguetes

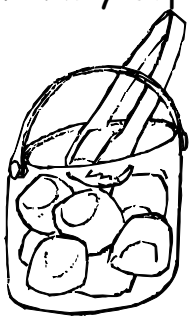

hielo

llelo



llerro

hierro



huerta

guerta



huevo

guevo

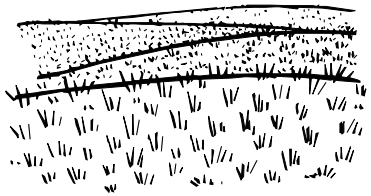

hierba

llerba

Relaciona con las palabras de antes y escribe 2 veces.

verduras

huerta



v

v

NOMBRE: | FECHA: | H02.

ha he hi ho hu

Escribe "ha, he, hi, ho, hu" según el nombre.



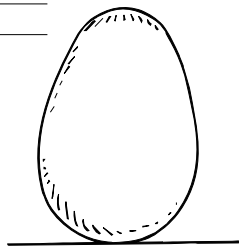





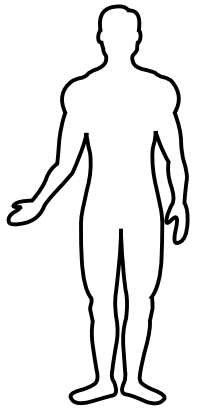

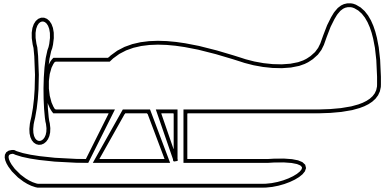











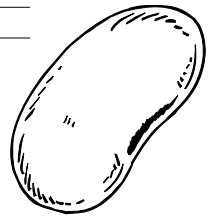

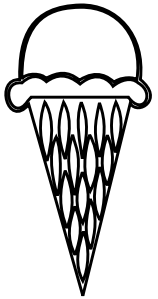

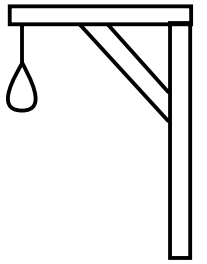







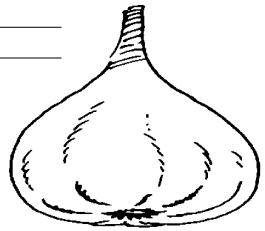

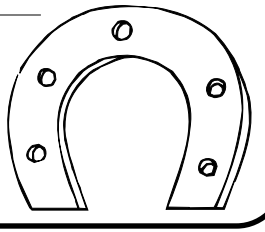

NOMBRE: | FECHA: | H01.

ha he hi ho hu

Repasa, pinta y copia.

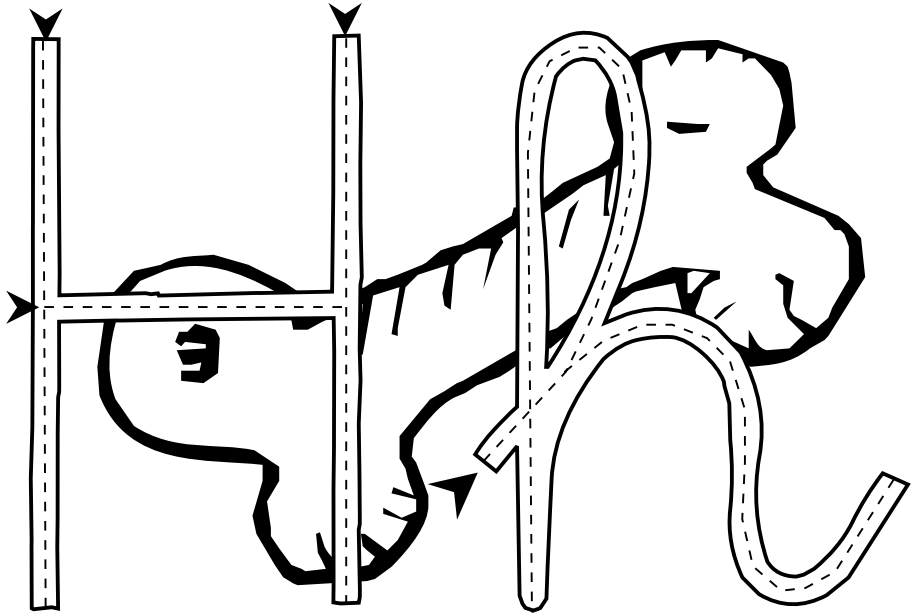

h h h h h H H H H

ha he hi ho hu

Rodea y pinta las cosas con "ha, he, hi, ho, hu".

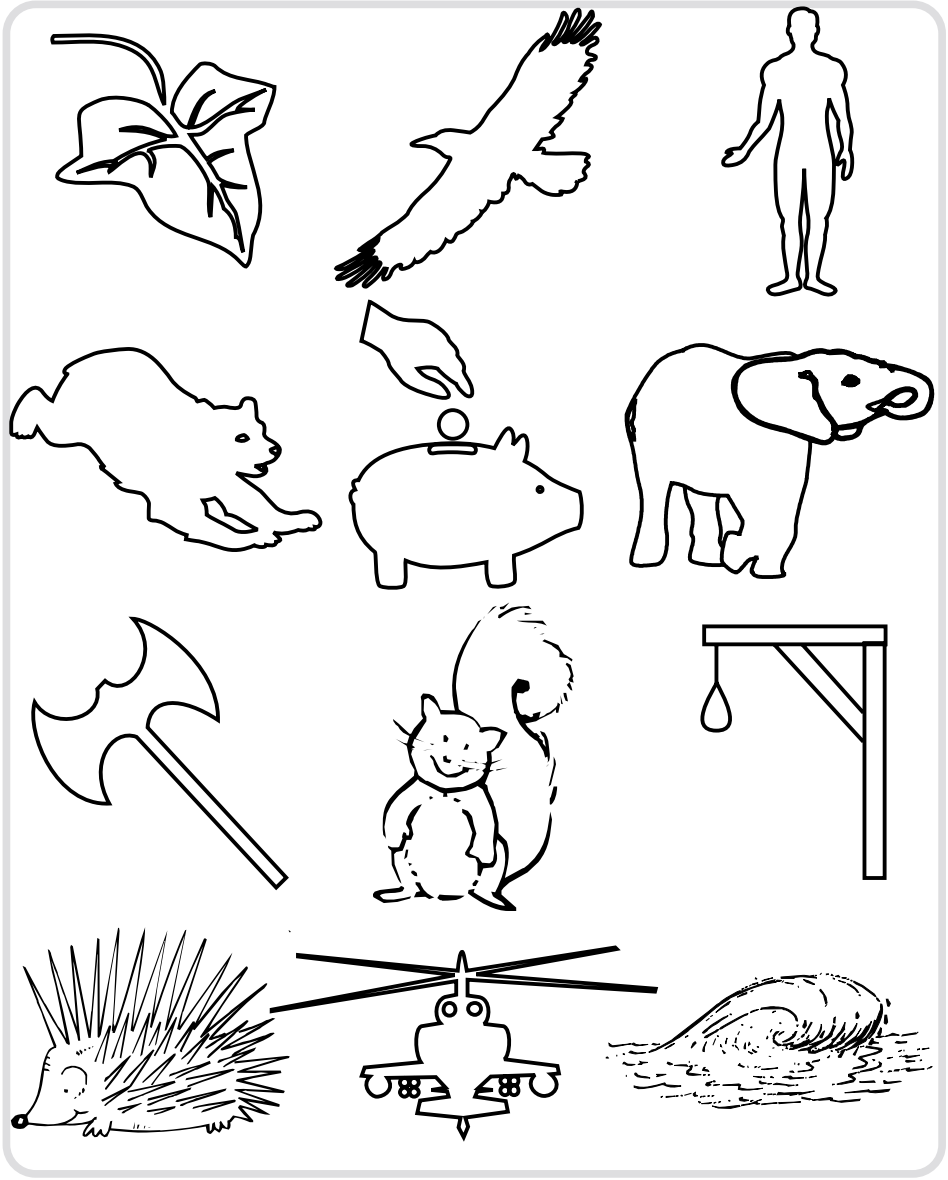

NOMBRE: | FECHA: | H10.

ha he hi ho hu

Escribe los nombres y completa las frases.

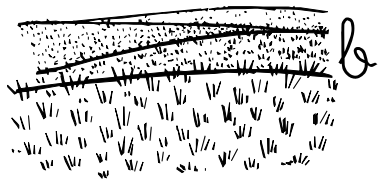
b



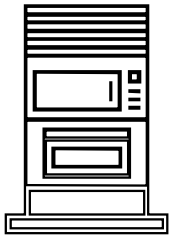


rr

El _____ calienta.

El _____ vuela.

El _____ huele mal.

La _____ es verde.

La _____ corta.

Las _____ reparan.

La _____ ahorca.

La _____ da hortalizas.

La _____ tira piedras.

El _____ guarda maíz.


rr



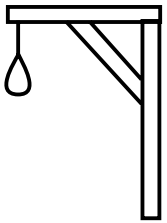

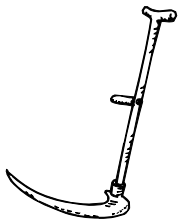

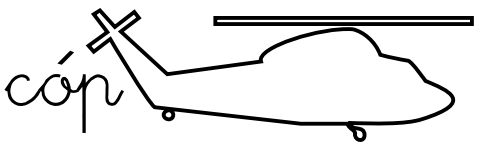
cóp

NOMBRE: | FECHA: | J11.

ja je ge ji gi jo ju

Lee y completa el texto.





Ángel cogió la aguja de coser en el cajón y bordó el dibujo de un conejo en el jersey de Maruja.

_____ _____ la _____

de coser en el _____

y bordó el _____ de

un _____ en el _____

de _____ .

Escribe bien estas palabras.

badenja



pejeril

janopés



bidujo



calatejo



digilencia



NOMBRE: | FECHA: | J10.

ja **je ge** **ji gi** jo ju

Escribe las frases contrarias.

Julia va a subir.

Julia va a bajar.

La ropa está seca.

Juan es joven.

José tira los juguetes.

Genaro está cerca.

Escribe los nombres.

rr



j

y

b





g

g



jarra - jersey - botijo - judías - gente - magia

NOMBRE: | FECHA: | J09.

ja | je ge | ji gi | jo | ju

Clasifica las palabras de la nube en familias.

gemido bajada cojera
vigilante gimotear abajo
vigilado cojo

gemir

vigilar

bajar

cojear

Piensa y contesta:




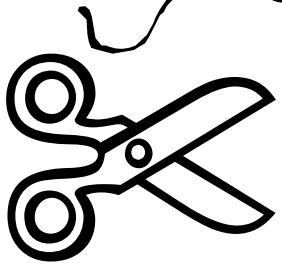
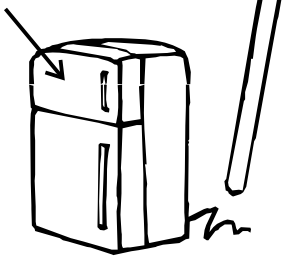

¿ QUÉ NECESITAS PARA ..... ?

Oír → la — oreja

Beber → ____ ____

Dormir → ____ ____

Jugar → ____ ____

Cortar → ____ ____

Congelar → ____ ____

NOMBRE: | FECHA: | J08.

ja je ge ji gi jo ju

Une las palabras que tengan relación.

burbujas	oficina
jardín	viaje
jefe	masajista
pasajero	gaseosa
masaje	hojas
mejilla	bicho
colegio	parchís
piojo	agujas
juego	cara
reloj	escuela

Completa las frases con las palabras subrayadas antes.

El masajista da un _____.

Coge un _____ para jugar.

El _____ marca las horas.

La hierba está en el _____.

En el _____ se estudia.

El _____ es el que manda.

El _____ subió al avión.

Las _____ son de gas.

El _____ pica en la cabeza.

La _____ está en la cara.

NOMBRE: | FECHA : · · | J07.

ja **je ge** **ji gi** jo ju

Lee las definiciones y escribe las palabras en el crucigrama.

1.- Está con Dios en el cielo y tiene alas.
2.- Fruta que se llama como un color.
3.- Líquido venenoso que se usa para lavar la ropa.
4.- Las pipas se sacan del .....
5.- Chepudo, persona que tiene joroba.
6.- Se usa con el jabón para bañarse.
7.- Se usa con el hilo para coser.
8.- Persona a la que le falta una pierna.







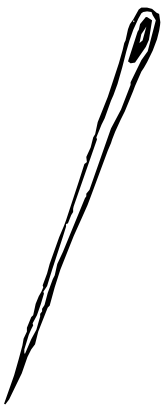



NOMBRE: | FECHA: | J06.

ja je ge ji gi jo ju

Primero escribe los nombres bajo los dibujos. Luego copia estas palabras al lado en el recuadro que les corresponda y dibuja.

esponja teja pájaro imagen

ojo cajón geranio hijos lentejas

rr

b

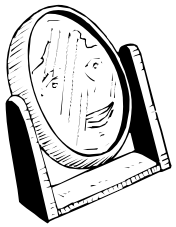

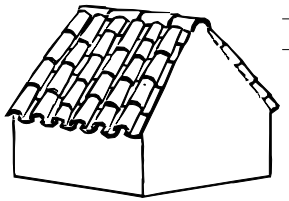





NOMBRE: | FECHA: | J05.

ja | je ge | ji gi | jo | ju

Escribe los nombres.



j

g 

jamón - mujer - genio - ojo - cojín - gigante

Inventa frases con esas palabras y copia.

El jamón está rico.

La mujer

El

NOMBRE: | FECHA: | J04.

ja | je ge | ji gi | jo | ju

Completa las palabras con "je, ge, ji, gi" y copia.

J

via____

va____lla

equipa____

____vier

G

vi____lar

____neral

Jor____

deter____nte

Ordena las sílabas para formar los nombres.

ANIMALES

ja  be a

me al ja

ve  ja o

fa ra ji

ji me llón

jo  ne co

ti  gar la ja

ja  lí ba

NOMBRE: | FECHA: | J03.

ja je ge ji gi jo ju

Copia cada palabra en su sitio.

coger joven girar

gimnasia vegetales

viejo mojar cajero

J

G

Escríbelas otra vez relacionándolas con los dibujos.



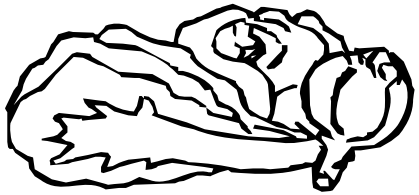



NOMBRE: | FECHA: | J02.

ja | je ge | ji gi | jo | ju

Escribe "ja, je, ge, ji, gi, jo, ju" según el nombre.




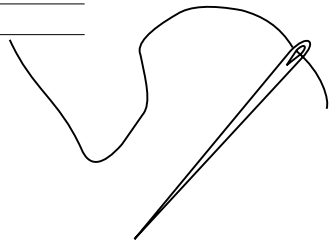







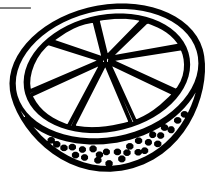

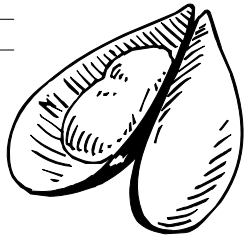






NOMBRE: | FECHA: | J01.

ja je ge ji gi jo ju

Repasa, pinta y copia.

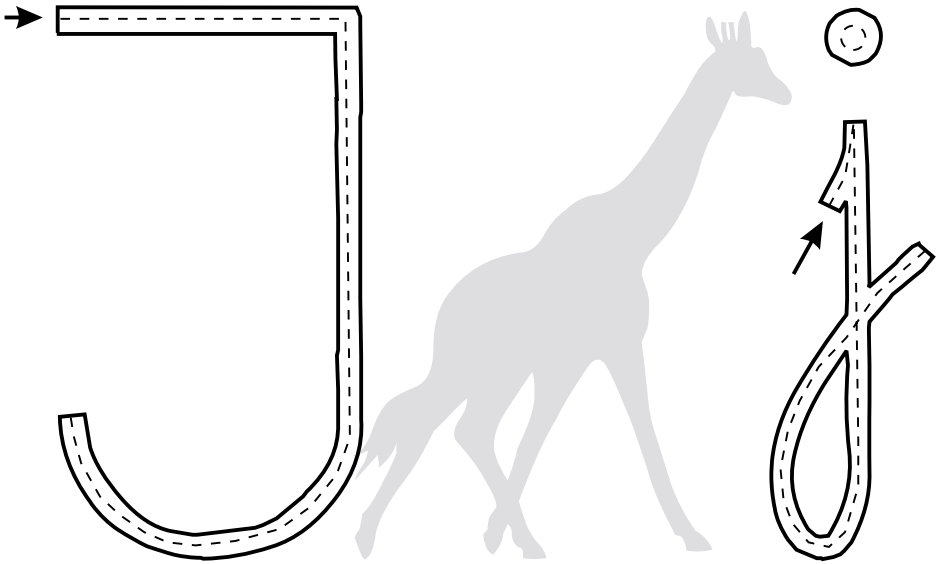

j j j j j j J J J J J

ja je ge ji gi jo ju

Rodea y pinta las cosas con "ja, je, ge, ji, gi, jo, ju".

NOMBRE: | FECHA: | J12.

ja je ge ji gi jo ju

Completa con las vocales y copia.

J_s_f_ t_m_ s_ j_r_b_.

J_ _m_ _s _n j_n_t_.

J_ _n_ _s _n_ m_nj_.

Coloca cada nombre en su sitio.

baraja hoja navaja

ojal pareja reja

bajar hijo pajarita





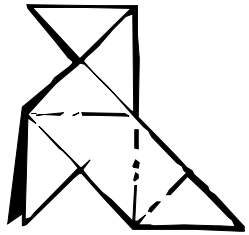





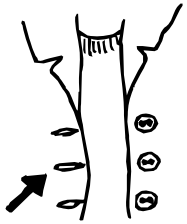



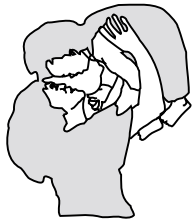

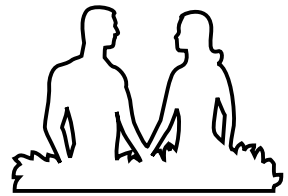

NOMBRE: | FECHA: | K03.

ka ke ki ko ku

Escribe los nombres.



w



tro

kiwi - karateka - okapi - katiuskas - anorak - kilómetro

Completa las frases con los nombres de antes.

El _____ es un animal.

El _____ tiene capucha.

El _____ tiene pepitas.

Caminé dos _____.

Las _____ son botas.

El _____ sabe kárate.

NOMBRE: | FECHA: | K02.

ka ke ki ko ku

Completa con la letra "k", copia y dibuja.

___oala

___arate___a

___imono

anora___

___i___o

___ilo

Escribe los nombres y cópialos luego en su lugar.

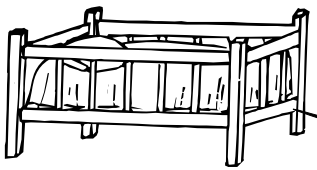





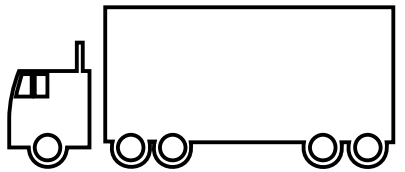

C

K

NOMBRE: | FECHA: | K01.

ka ke ki ko ku

Repasa, pinta y copia.



k k k k k K K K K K

ka ke ki ko ku

Rodea y pinta las cosas con "ka, ke, ki, ko, ku".



NOMBRE:	FECHA:	K04.

ka ke ki ko ku

Recorta los dibujos y pégalos en su sitio según se vendan por kilo o no. Escribe luego cuántos kilos crees que pesa cada cosa.

EL KILO



un kilo





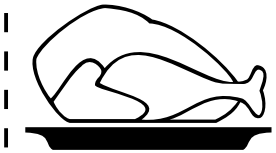







NOMBRE: | FECHA: | L09.

al el il ol ul

Escribe "el" o "la" según convenga.













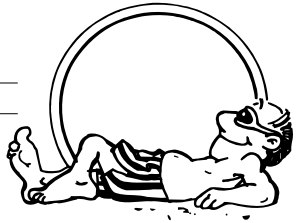



NOMBRE: | FECHA: | L08.

la le li lo lu

Lee, copia y dibuja.

lila

olé

olía

Lola

oía

ele

Escribe los nombres de los dibujos.



NOMBRE: | FECHA: | L07.

la le li lo lu

Escribe el nombre.



Escribe la sílaba por la que empieza.









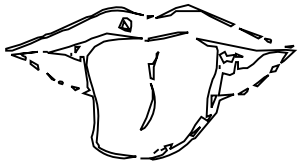

NOMBRE: | FECHA: | L06.

la le li lo lu

Junta las sílabas para formar la palabra.



au la

aula

Lo la

li la



lí o

NOMBRE:	FECHA:	L05.

la le li lo lu

Mira si los nombres tienen la, le, li, lo, lu, y escríbelo.




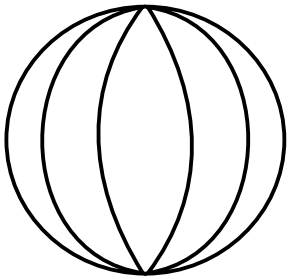

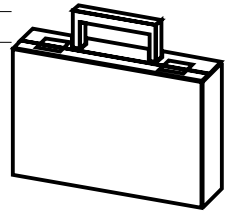






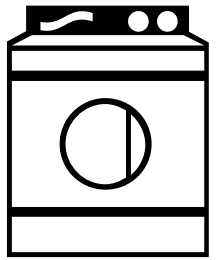






NOMBRE: | FECHA: | L04.

la le li lo lu

Recorta y pega las letras para formar la palabra. Comienza por la que tiene el número 1.

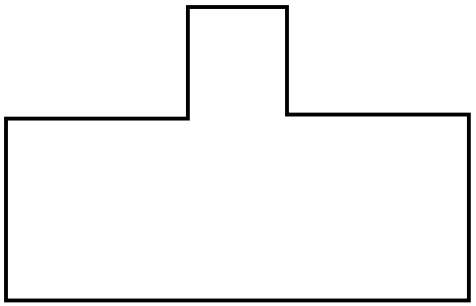

l a a

Recorta y pega las letras para formar la palabra. Comienza por la que tiene el número 1.



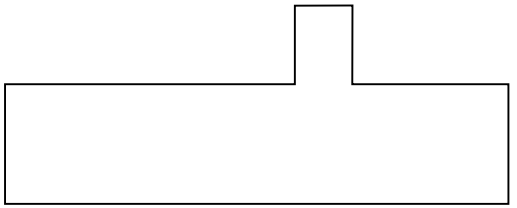

u a a l

NOMBRE:	FECHA:	L03.

Copia los dibujos de la izquierda en los recuadros de la derecha o inventa tu otros.







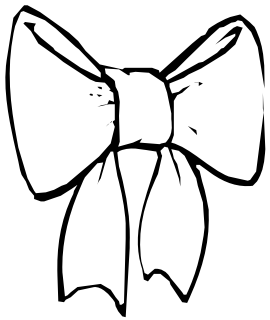

la

lo

li

le

lu

la

NOMBRE:	FECHA:	L02.

Rodea la letra "l".

l a o
e o
a u l
i l i
l i u a
a
i u l i
e
l i o
i a l
e i l u
o o
i l e a
l
l e l e e
u

Rodea la letra "l".

pistola

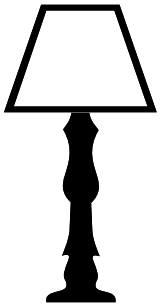

lámpara



plátanos

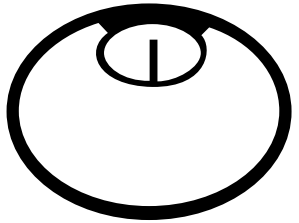

báscula

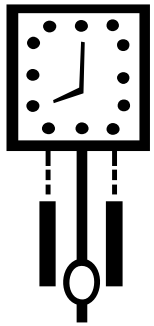

reloj

escalera

NOMBRE: | FECHA: | L01.

Repasa, pinta y copia.



l l l l l l L L L L L

lo li la lu le

Rodea los dibujos que lleven "l".



NOMBRE: | FECHA: | L10.

al el il ol ul

Observa, une y copia.

al

el

il

ol

ul







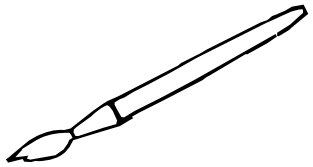

al

el

il

ol

ul

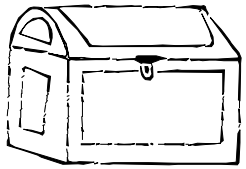

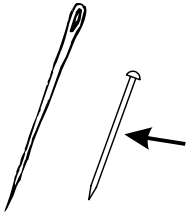





barril - caracol - último - aldea - pincel

perejil - baúl - alfiler - papel - alcohol

NOMBRE: | FECHA: | LL09.

lla lle lli llo llu

Escribe los nombres.



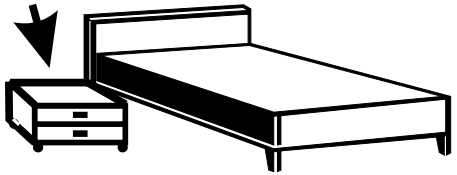



Escribe otra vez los nombres y dibuja la palabra escondida. Observa las letras ya colocadas.

		P			
	S				
	B	O			
M					
	B	A			
		T			

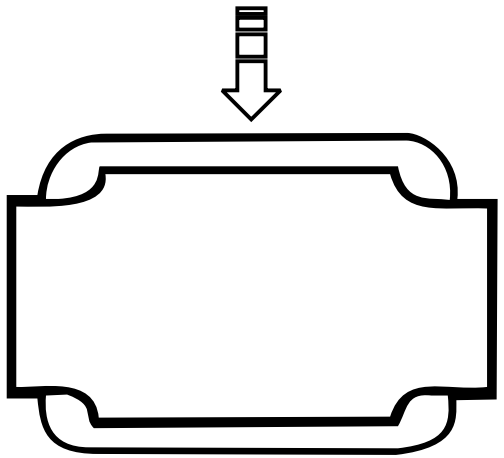

NOMBRE: | FECHA: | LL08.

lla lle lli llo llu

Sigue los caminos, escribe y dibuja.

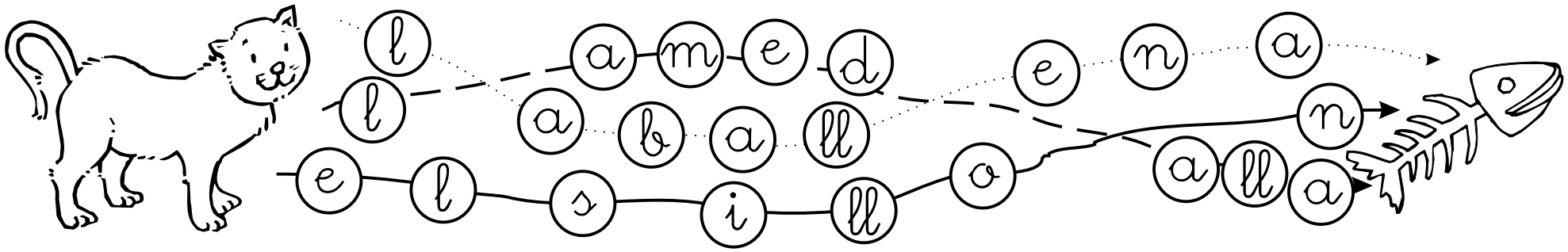

Escribe las palabras que tengan "lla, lle, lli, llo, llu".



NOMBRE: | FECHA: | LL07.

lla lle lli llo llu

Lee, une con los dibujos y copia.

Olalla toma la empanadilla.

La botella y el bollo.

En la montaña llueve.

La olla está en la silla.

Pon la llave en la mesilla.

El sillón del pasillo.

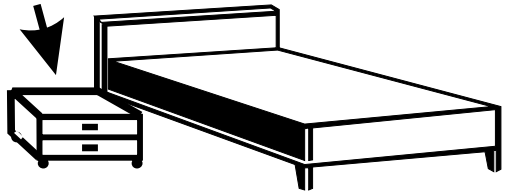

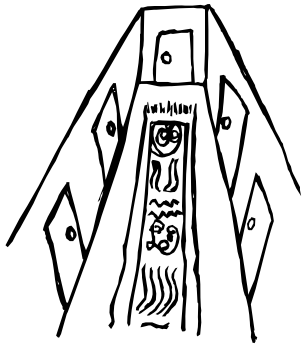

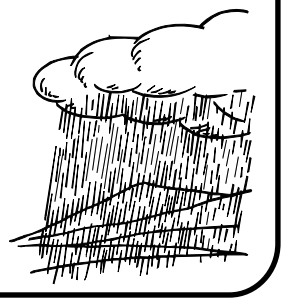

NOMBRE: | FECHA: | LL06.

lla lle lli llo llu

Dibuja cosas que tengan "lla, lle, lli, llo, llu".

lla

lle

lli



llo

llu

Escribe los nombres

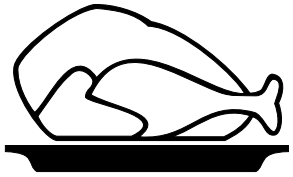







NOMBRE: | FECHA: | LL05.

lla lle lli llo llu

Une los dibujos que suenan parecido.

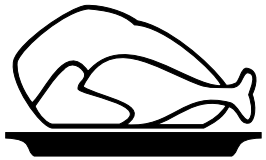






Escribe cada nombre en el sitio adecuado.

bellota bollo muelle

llama avellana bollo

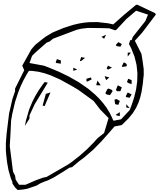

NOMBRE: | FECHA: | LL04.

lla lle lli llo llu

Completa con "lla, lle, lli, llo, llu", copia y dibuja.

nati_____

ba____na

po____to

piti_____

_____via

bo_____

Completa como en el ejemplo.

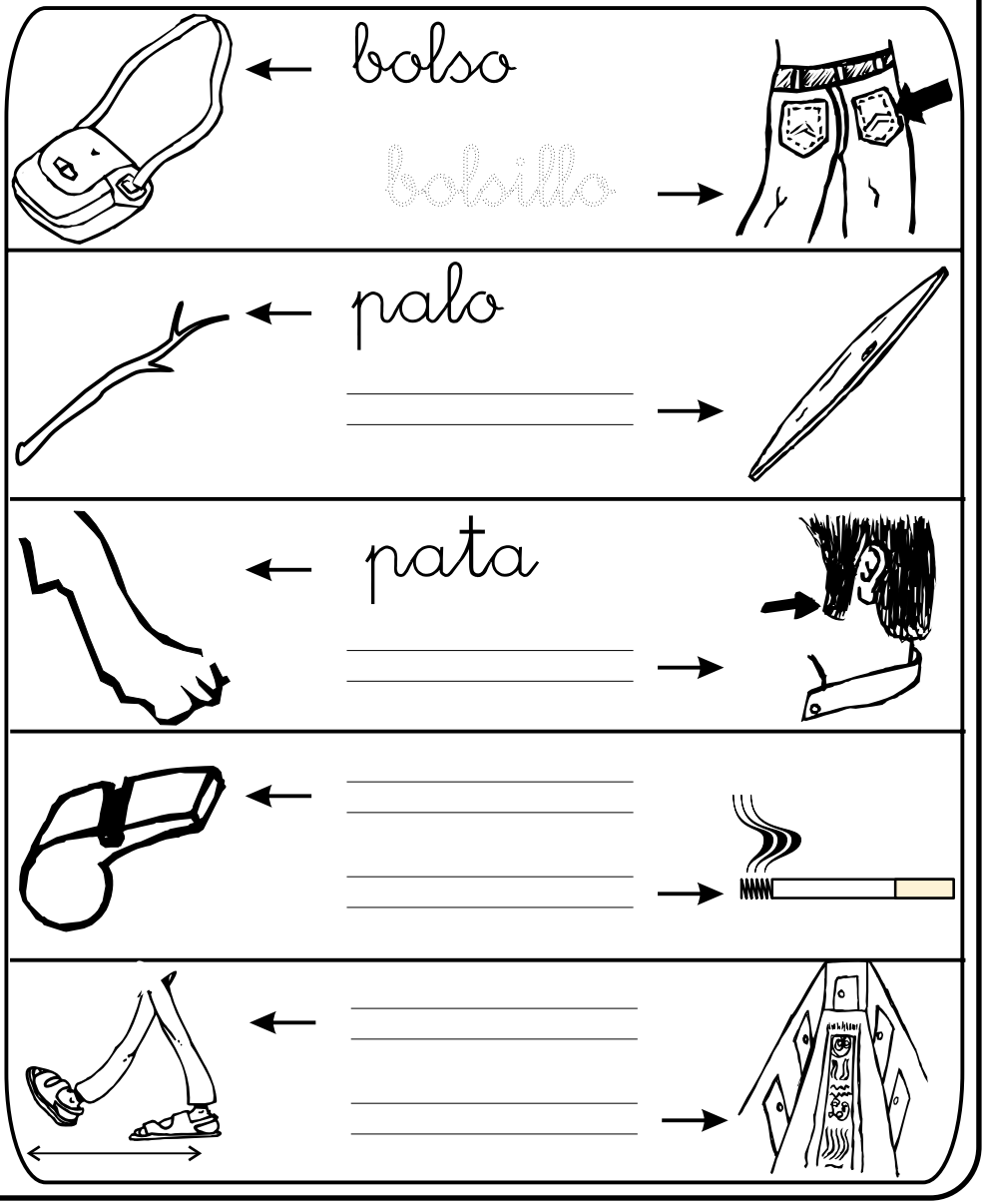

NOMBRE: | FECHA: | LL03.

lla lle lli llo llu

Observa si los dibujos tienen lla, lle, lli, llo, llu, y escríbelo.









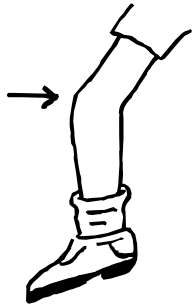

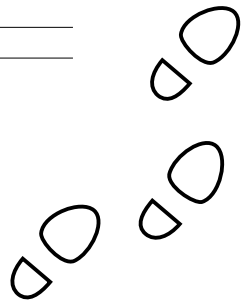





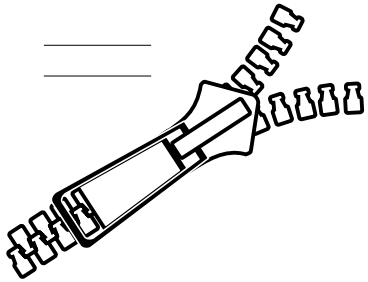









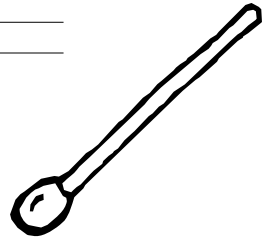

NOMBRE: | FECHA: | LL02.

lla lle lli llo llu

Une cada dibujo con la sílaba que lleva.

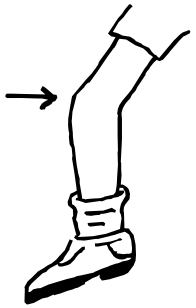
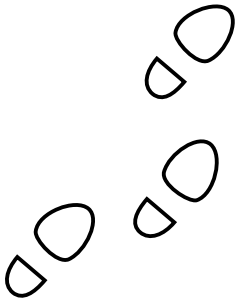
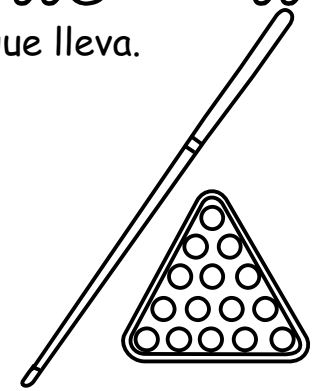


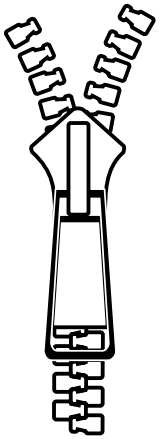



lla

lle

lli

llo

llu










NOMBRE: | FECHA: | LL01.

lla lle lli llo llu

Repasa, pinta y copia.

ll ll ll ll ll Ll Ll Ll Ll

lla lle lli llo llu

Rodea y pinta las cosas que tengan la letra "ll".



NOMBRE: | FECHA: | LL10.

lla lle lli llo llu

Escribe los nombres.

1 

2

3 

4

5 

6 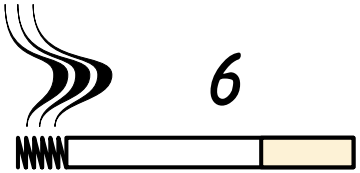

Escribe otra vez los nombres y dibuja la palabra escondida.

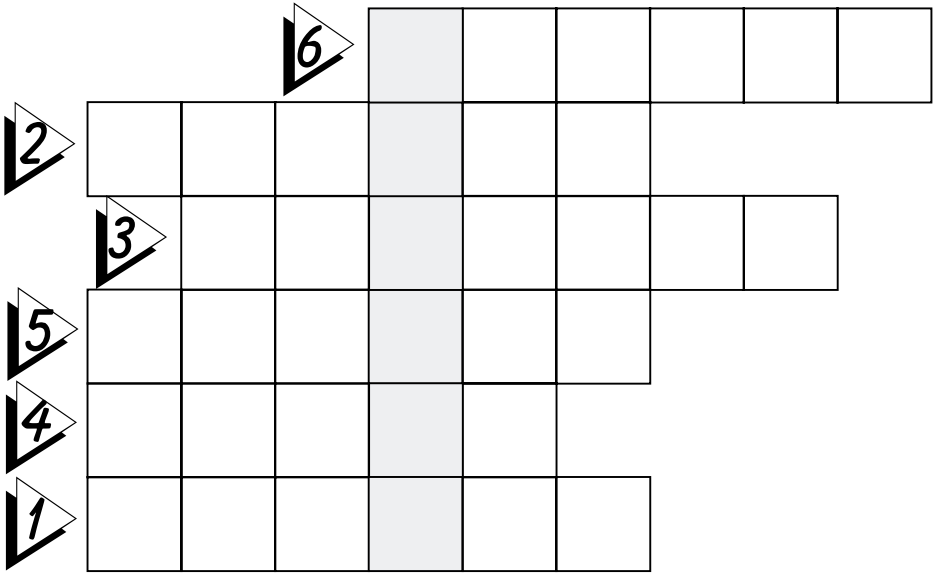

NOMBRE: | FECHA: | M19.

ma me mi mo mu

Rodea cada dibujo con la forma adecuada. Pinta luego del mismo color sílaba y dibujo.







NOMBRE: | FECHA: | M18.

ma me mi mo mu

Pinta mayúscula y minúscula de un mismo color.

M o u A

r L I e

i E O l

U m a P

Escribe cada palabra en su sitio.

puma paloma mamá

mula mapa

El

La

NOMBRE: | FECHA: | M17.

ma me mi mo mu

Descubro lo que hay escondido y completo sus nombres.

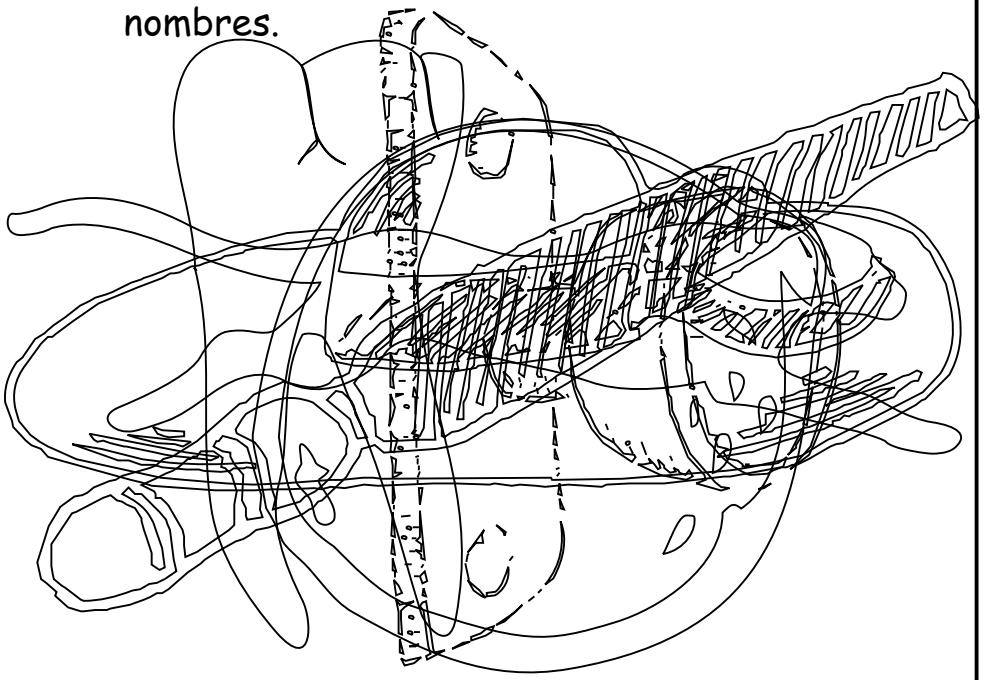

li_____ pa_____

mu_____ po_____

pu_____ po_____

Descubre la palabra escondida en el laberinto.

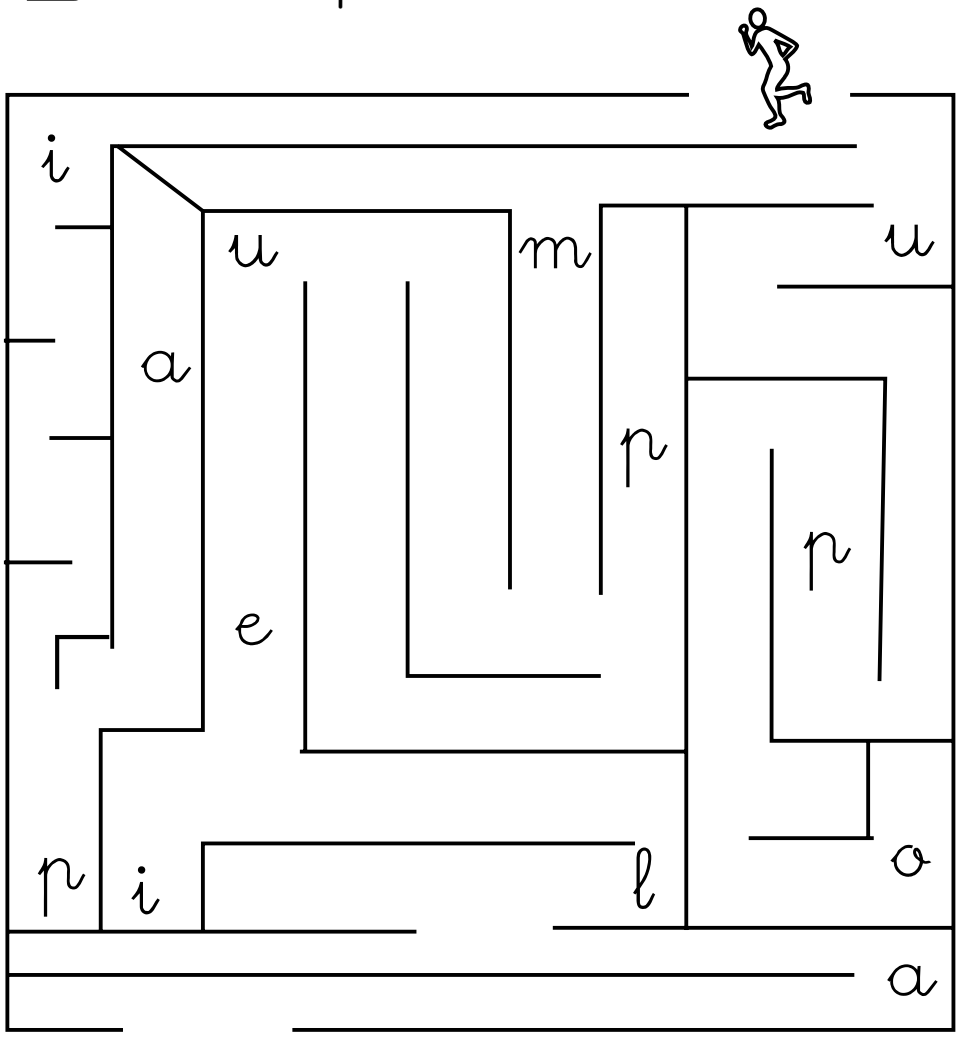

NOMBRE: | FECHA: | M16.

ma me mi mo mu

Coloca cada palabra en su sitio. Descubre la palabra escondida en vertical y dibújala.

lima muela mío
amapola paloma

?

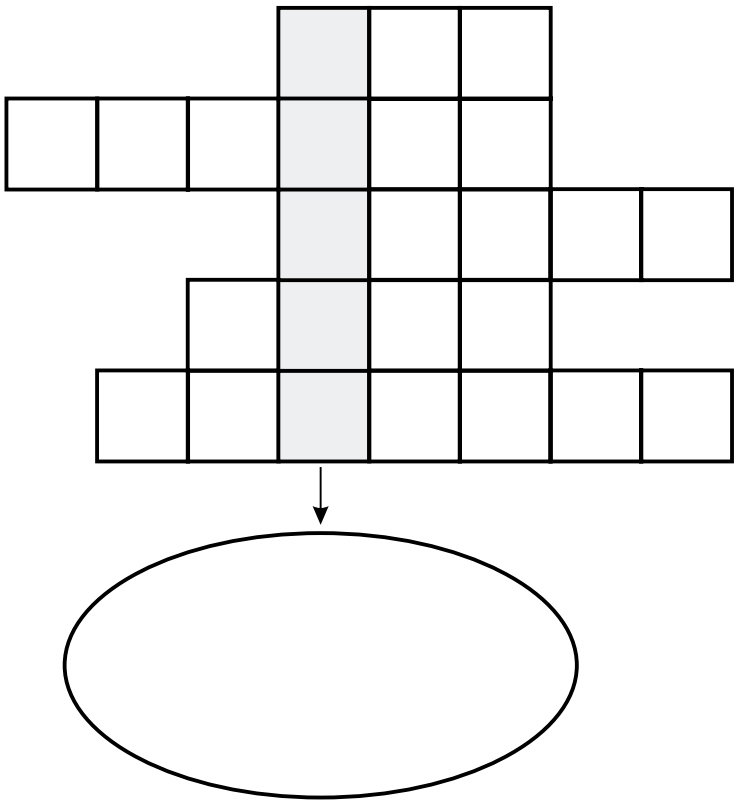

Ordena las palabras y forma frases.

puma
El
pelea.

lame.
mula
La



Mi
mola.
paloma



lee.
mamá
Mi

NOMBRE: | FECHA: | M15.

ma me mi mo mu

Descubre las palabras escondidas y cópialas en sus sitios 2 veces.

ememilimeamomia



m

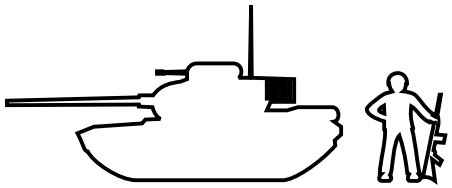

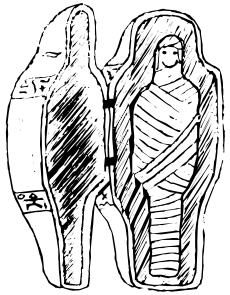

Junta las sílabas y forma los nombres.



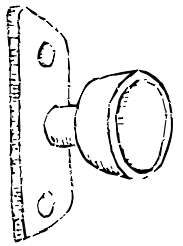

li po pa ma pu lo la mo mu





NOMBRE: | FECHA: | M14.

ma me mi mo mu

Lee, escribe y dibuja.

Mi papá mea.

Mi mamá muele.

Escribe los nombres.





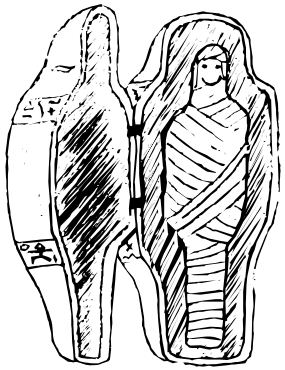

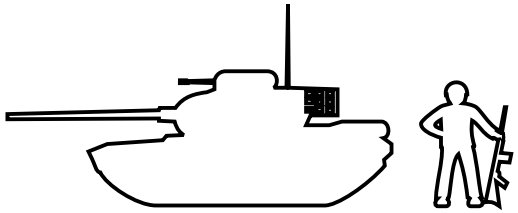

mea-eme-momia-mili

NOMBRE: | FECHA: | M13.

ma me mi mo mu

Escribe nombres con "m".








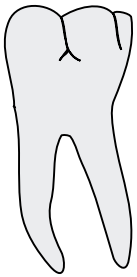

NOMBRE: | FECHA: | M12.

ma me mi mo mu

Completa los nombres con "ma, me, mi, mo, mu".



po_____



po____lo

pa____la

palo_____

Escribe "ma, me, mi, mo, mu" según el nombre.







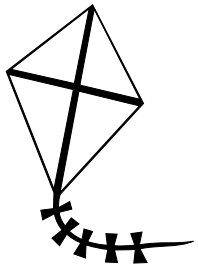

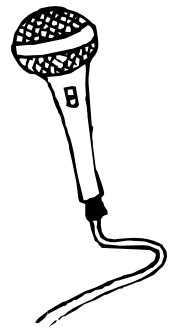

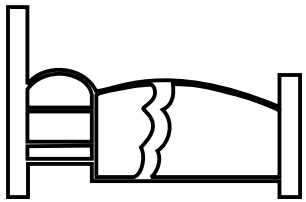



NOMBRE: | FECHA: | M11.

ma me mi mo mu

Descubre los mensajes secretos y dibuja.

M L m l a e i u

Descubre las palabras escondidas y dibuja.

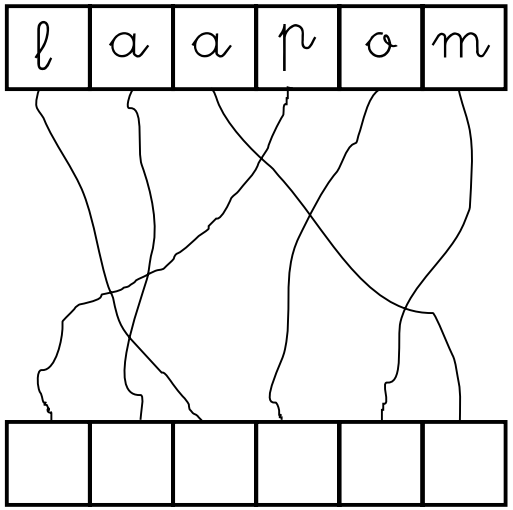

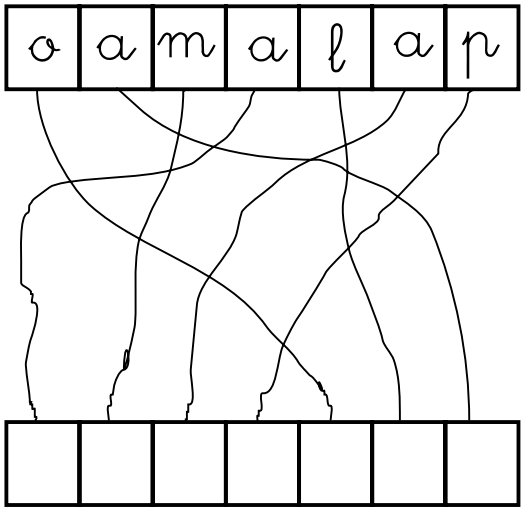

NOMBRE: | FECHA: | M10.

ma me mi mo mu

Rodea las palabras iguales del mismo color.

miel	pomo	mula
mapa	lima	mamá
muela	malo	
	pomo	
pamela	pomelo	
mamá	muela	
	lima	
mula	mapa	
	pamela	
malo	miel	

Rellena el crucigrama con mayúsculas.

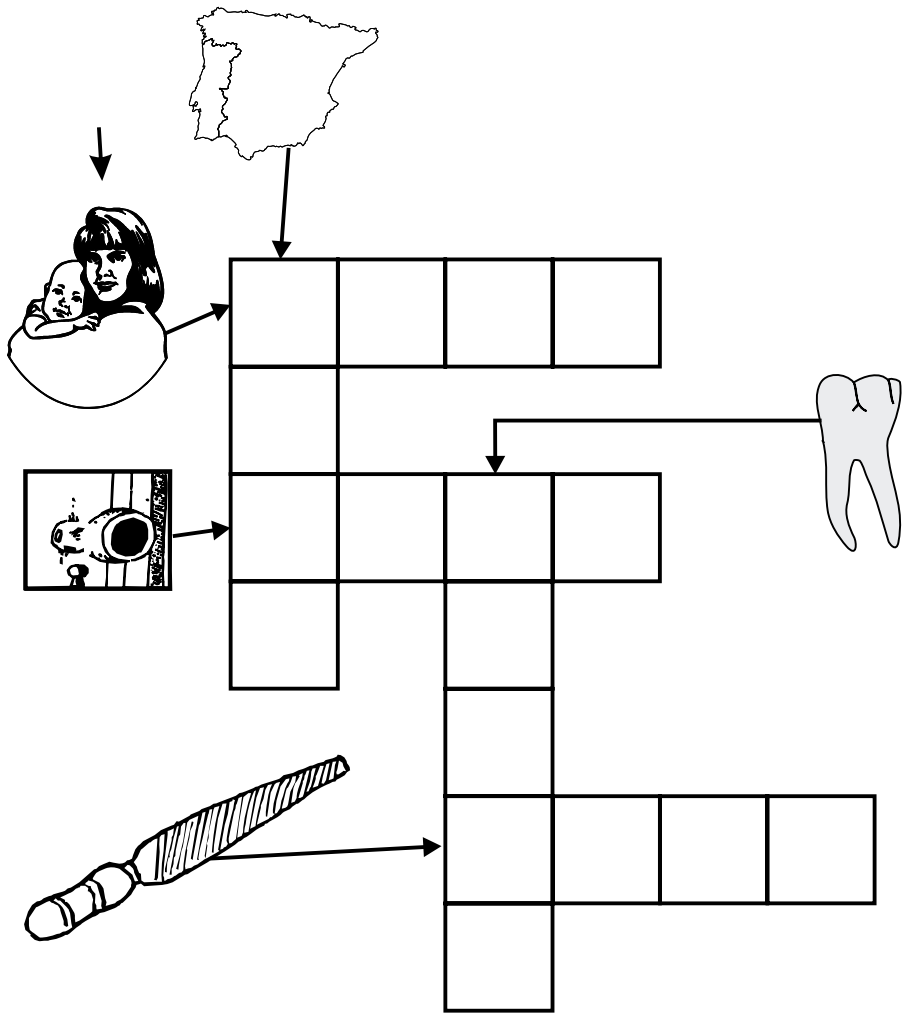

NOMBRE: | FECHA: | M09.

ma me mi mo mu

Lee, copia y dibuja.

mamá

mapa

muela

puma

pelea

lima

Escribe palabras con las sílabas rodeadas y otras.

NOMBRE: | FECHA: | MOS.

ma me mi mo mu

Une sílaba con dibujo y copia.

ma

me

mi

mo

mu

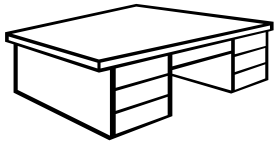



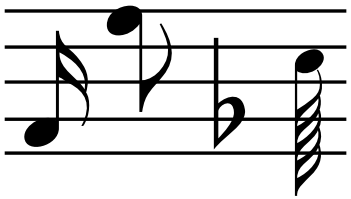

Une palabra con dibujo y copia.

Mimí

mula

paloma

pamela

lima







NOMBRE:	FECHA:	M07.

ma me mi mo mu

Completa y haz dibujos que empiecen por ...

m



a → ma →

e → ___ →

i → ___ →

o → ___ →

u → ___ →

NOMBRE:	FECHA:	M06.

Rodea la letra "m".

p m p
e a u
i a
u o n
m u m
m i e
e
n a
e m
m n o
e o a n
u p m p o

Repasa y pinta la letra.

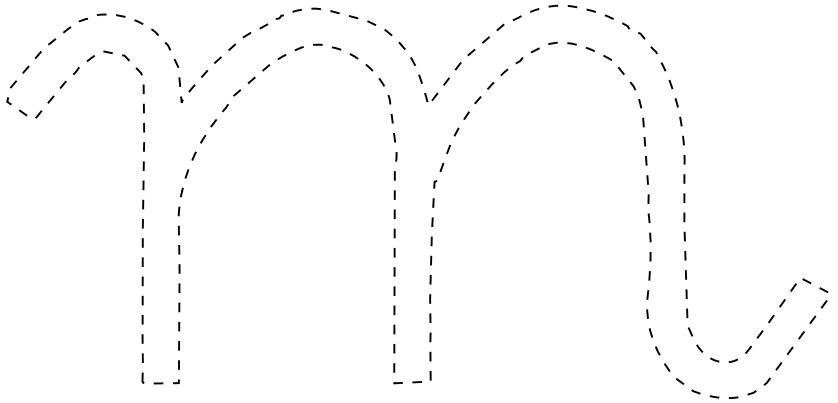

Copia y dibuja quién dice ...

miau

muuu

NOMBRE: | FECHA: | M05.

Copia la palabra y haz el dibujo.

paloma

amapola

malo

mula

pomelo

Mili

Completa el nombre y copia 2 veces.

ma_____

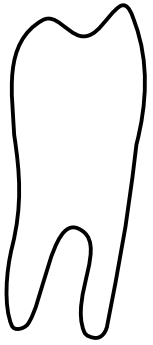

_____ela

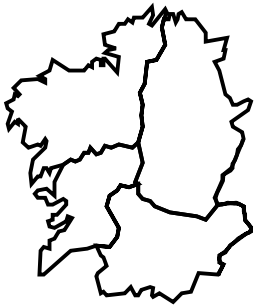

_____pa



pu_____



_____la



li_____

NOMBRE: | FECHA: | M04.

Escribe lo que dicen ...







muuu-miau-mamá

Observa los nombres y rodea la letra "m".



almendras

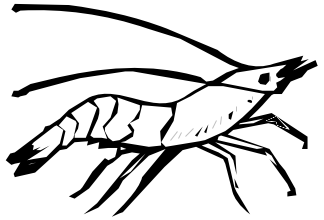

camarón

bombona



chimenea

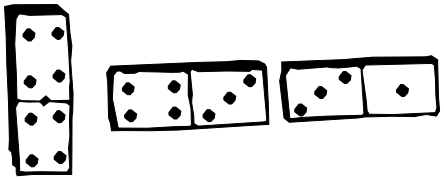

dominó

empanada

fantasma



flamenco

gnomo

NOMBRE: | FECHA: | M03.

Copia las frases y haz los dibujos.

Mi mamá muele.

Mi papá me mima.

Copia los nombres.

mamá

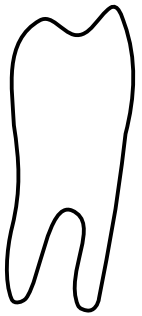

muela

mapa



puma



mula



lima

NOMBRE:	FECHA:	M02.

Recorta los dibujos y pégalos en su sitio.















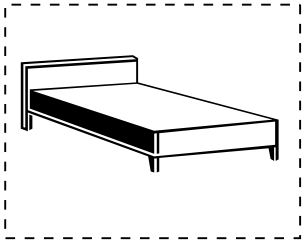



NOMBRE: | FECHA: | M01.

ma me mi mo mu

Repasa, pinta y copia.

M

m

m m m m M M M M

ma me mi mo mu

Rodea y pinta los dibujos que tengan "m"



NOMBRE: | FECHA: | M20.

ma me mi mo mu

Lee, escribe con minúsculas y dibuja.

LAMA

MALO

MUELA

MAPA

POMELO

PAMELA

Escribe cada nombre en su sitio (hombre o mujer).

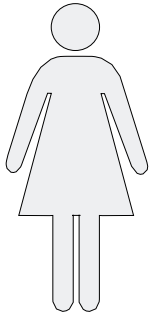

Mili
Paula
Lupe

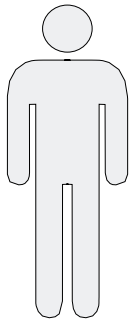

Lolo
Pepe
Milú

NOMBRE:	FECHA:	N12.

na ne ni no nu en

Escribe cada nombre en el lugar que le corresponda.




abuelo

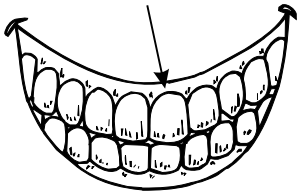

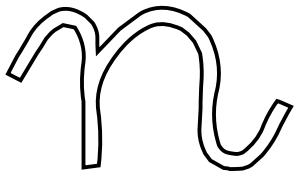




na	ne
ni	no
nu	en

NOMBRE: | FECHA: | N10.

an en in on un

Escribe los nombres.

1

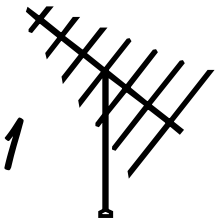

2

3

4

5



6



Lee, pon el número en cada frase y copia.

○ Ana pasa el puente.

○ La onda es ondulada.

○ Anita anda.

○ Ese león no anda.

○ El indio oteando.

○ Puse la antena.

NOMBRE: | FECHA: | N10.

an en in on un

Rodea los dibujos que tengan "an, en, in, on, un".



Escribe "an, en, in, on, un" según el nombre.

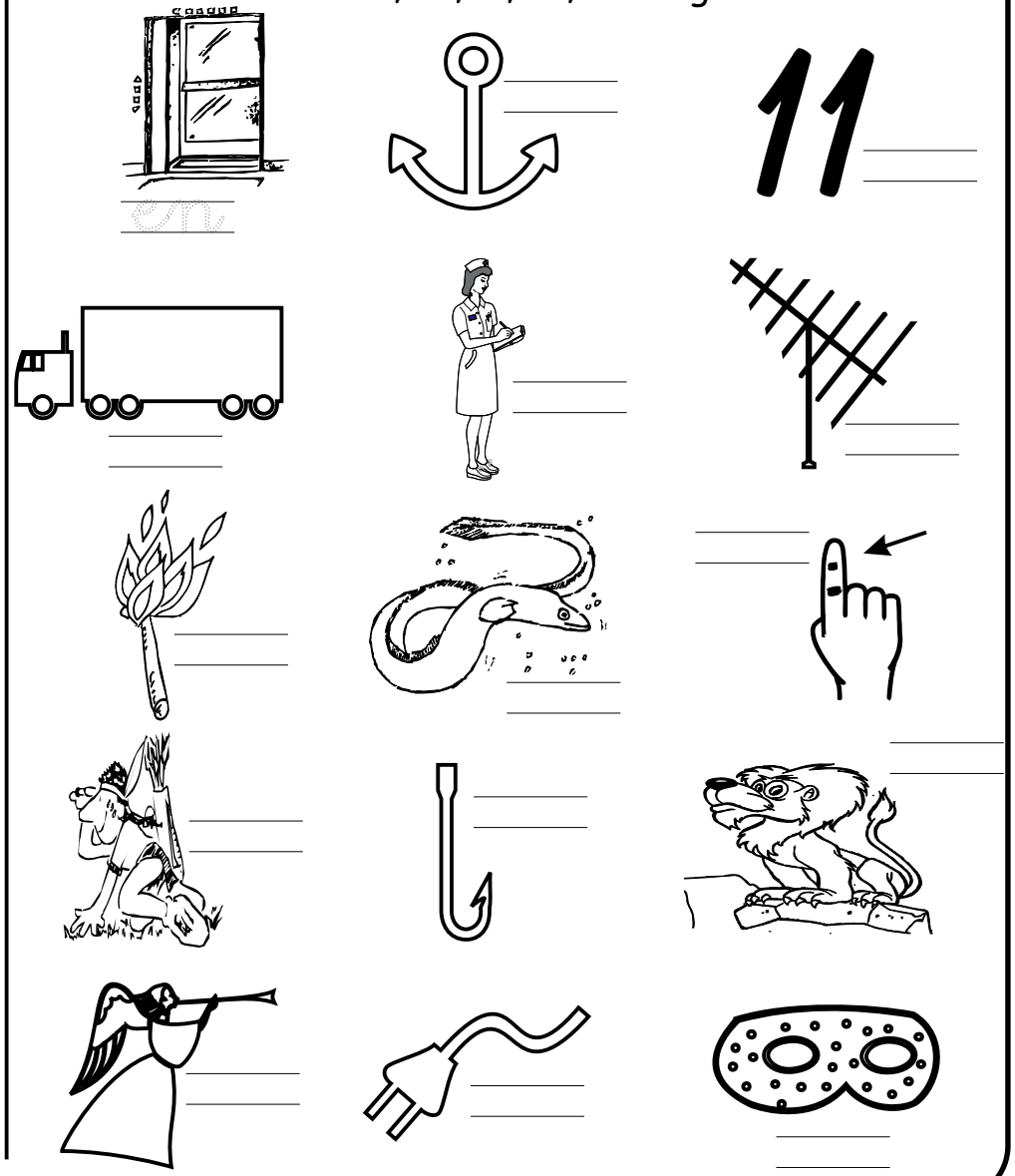

NOMBRE: | FECHA: | N9.

unos unas

Escribe "unos" o "unas" según convenga.

unos  

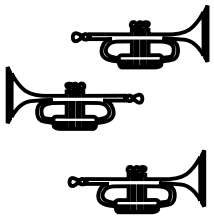 

 





Escribe "unos" o "unas" según convenga.

unas nenas nudos

leones minas

melenas belenes

melones bananas

notas nietos

NOMBRE: | FECHA: | NO8.

un una

Escribe "un" o "una" según convenga.











Escribe "un" o "una" según convenga.

una nata

pino

molino

mano

leona

mono

nido

lana

penona

enano

NOMBRE: | FECHA: | NO7.

na ne ni no nu

Escribe los nombres.





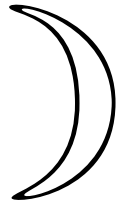



Completa las frases con esos nombres y copia.

Manolo toma un _____.

La _____ es de metal.

La _____ salió del piano.

La _____ tiene dedos.

La _____ es bonita.

El _____ tiene pelo.

NOMBRE: | FECHA: | NO6.

na ne ni no nu

Escribe los nombres.

1



2



3

4



5



6

nube-mono-nata-nudo-nido-pan

Llena el crucigrama con los nombres anteriores.



NOMBRE: | FECHA: | NO5.

na ne ni no nu

Rodea "si" si lleva "n" o "no" si no lleva.

si no



si no

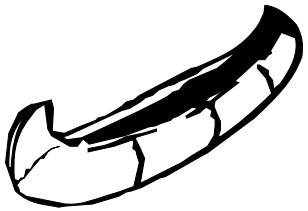

si no

si no

si no

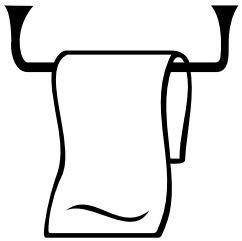

si no



si no



si no



si no

Completa los nombres de los dibujos y luego copia.

pia_____

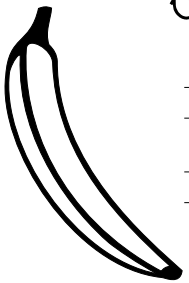

bana_____

ena _____

_____da



moli_____

lia_____

NOMBRE: | FECHA: | NO4.

na ne ni no nu

Une las sílabas para formar los nombres de los dibujos.

na
la

na
A

pi
no



na
lu

no
ma

Lee, escribe y dibuja.

Natalia

animal

penalti

butano

demonio

melena

NOMBRE: | FECHA: | NO3.

na ne ni no nu

Rodea la palabra correcta.

	mono nado **mano**
	mano mono **momo**
	pido nido **miedo**
	nobe nuba **nube**
	mata nata **nato**
	nabo nudo **mudo**

Lee, une y copia.

na	nido	
ne	nota	
ni	nube	
no	nabo	
nu	nene	

NOMBRE:	FECHA:	NO2.

na ne ni no nu

Observa si los dibujos tienen na, ne, ni, no, nu, y escríbelo.



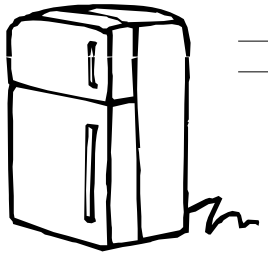



















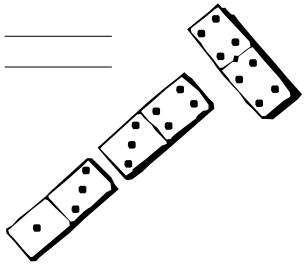

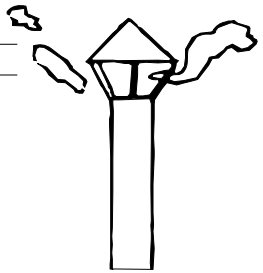

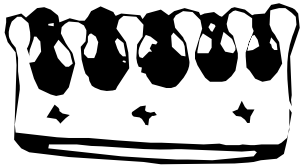

NOMBRE:	FECHA:	NO1.

na ne ni no nu

Repasa, copia y pinta.

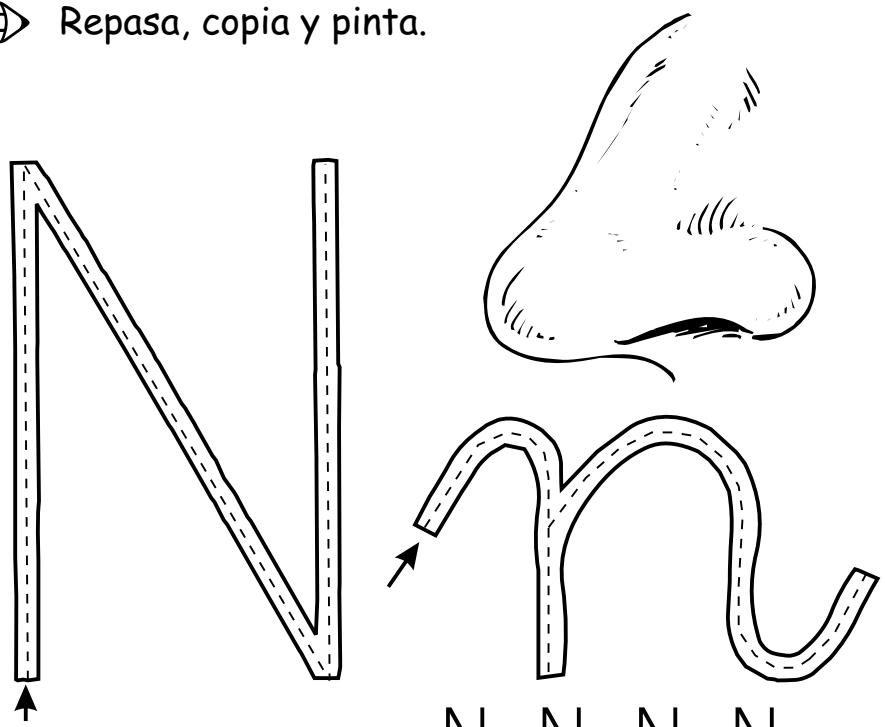

n n n n N N N N

na ne ni no nu

Rodea y pinta los dibujos que tengan "n".



NOMBRE: | FECHA: | N13.

mon lon

Escribe cada nombre en el lugar que le corresponda.




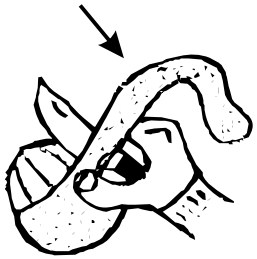

li ta Si sa te ba da di ti me mon lon

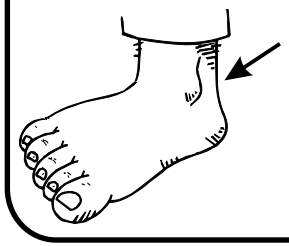




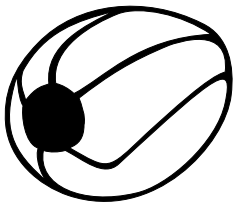

NOMBRE:	FECHA:	Ñ11.

ña ñe ñi ño ñu

Completa, copia y dibuja.

Toño pone el 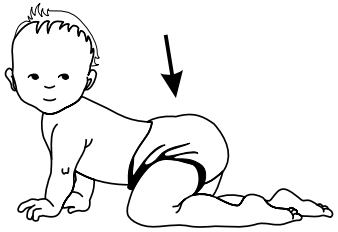 al .

El  está en el  .

El tiene un  .

La 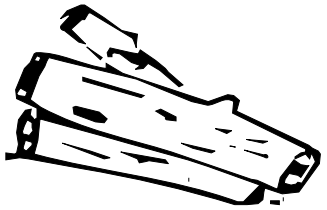 está en la .

NOMBRE:	FECHA : · ·	Ñ10.

ña ñe ñi ño ñu

Une los trozos de frase y escríbelas debajo.

Te bañas	la mano.
El niño y la niña	en el baño.
El puño es	limpia.
Toño sueña	una uña.
El dedo tiene	saltan.
El pañuelo	un sueño.



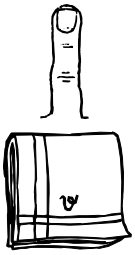

NOMBRE: | FECHA: | ÑO9.

ña ñe ñi ño ñu

Escribe los nombres.



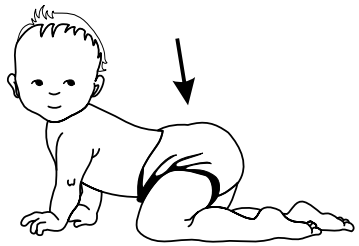

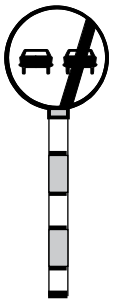





puñal-pañal-señal-pañuelo-pestaña-albañil

Une y forma palabras.

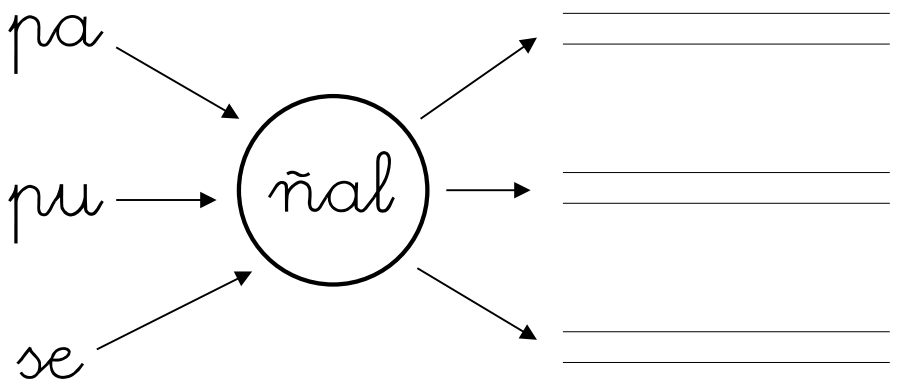

Escribe las palabras de la izquierda.

Me sueno y me limpio.

Es de pelos.

?

Sube al andamio.

NOMBRE: | FECHA: | ÑO8.

ña ñe ñi ño ñu

Escribe los nombres.



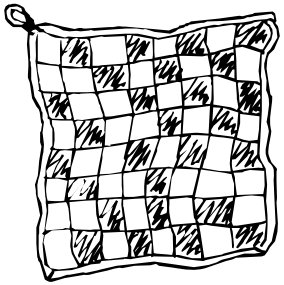

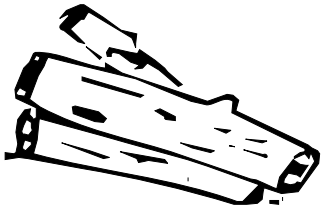





ñu-paño-leña-puño-piña-sueña

Busca las palabras anteriores en la sopa.

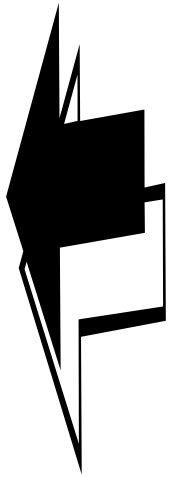

Q	U	E	P	A	Ñ	O
E	N	P	I	S	U	N
O	G	U	Ñ	U	I	P
L	E	Ñ	A	E	O	R
M	O	O	I	Ñ	S	L
E	P	E	N	A	C	U
C	M	R	A	C	O	L

NOMBRE: | FECHA: | ÑO7.

ña ñe ñi ño ñu

Escribe los nombres.



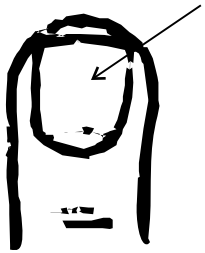

b



Completa con los nombres anteriores y copia.

La _____ está en el dedo.

Ana peina su _____.

La _____ toma la piña.

El _____ pasado tenía 5 años.

Ese _____ es mañoso.

Me aseo en el _____.

NOMBRE: | FECHA: | ÑO6.

ña ñe ñi ño ñu

Junta las sílabas, forma palabras y dibuja.

1 mon 2 ma 3 ñil 4 ta 5 ba

6 ña 7 pes 8 al 9 na

7 4 6

2 6 9

8 5 3

1 4 6

Escribe los años que crees que tienen.

Tiene 1 año.

NOMBRE:	FECHA:	ÑO5.

ña ñe ñi ño ñu

Tacha los nombres de animales, escribe la frase que queda y dibuja.

oso	La
montaña	ñu
puma	es
alta.	sapo



Tacha los nombres de alimentos, escribe la frase que queda y dibuja.

Ese	melón
pan	puñal
es	piña
bonito.	sandía

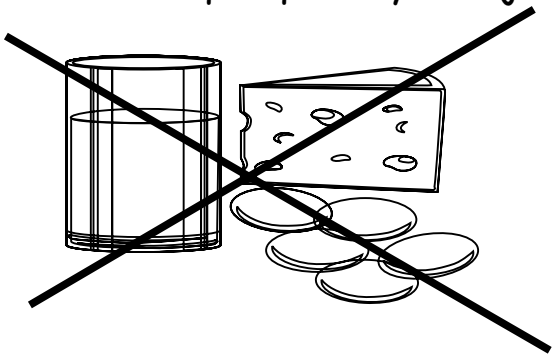

NOMBRE: | FECHA: | ÑO4.

ña ñe ñi ño ñu

Completa.

 paño → pañiño 

 puñal →

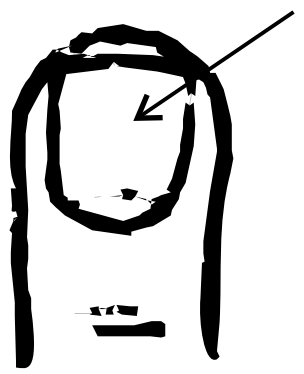 uña →

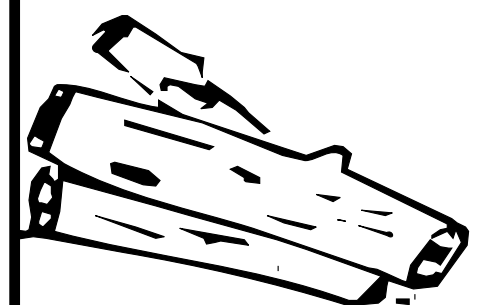 leña → 

 baño → 

 piña →

Lee, copia y dibuja.

Las niñas tienen moño.

El ñu sube la montaña.

NOMBRE: | FECHA: | ÑO3.

ña ñe ñi ño ñu

Completa con la letra "ñ", copia y dibuja.

pu__o

se__al

ni__o

le__a

monta__a

pa__uelo

Copia los dibujos en el sitio apropiado.



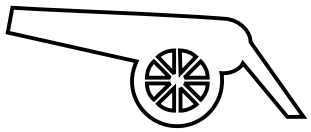



ño

ña

ñe

NOMBRE: | FECHA: | ÑO2.

ña ñe ñi ño ñu

Rodea la letra "ñ".

ñ n m u ñ

ñ n ñ

n ñ ñ u

u m m n

n ñ u m

n ñ ñ n

m u

ñ u n m ñ

n m n m

ñ n

u m u

Escribe "ña, ñe, ñi, ño, ñu" según el dibujo.

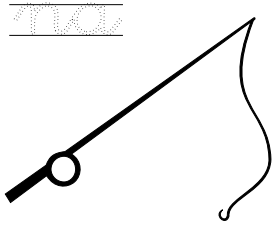





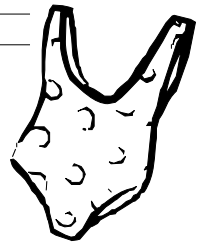



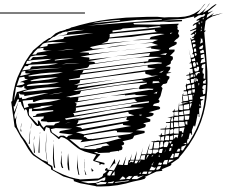



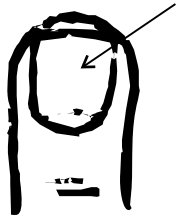

NOMBRE: | FECHA: | ÑO1.

ña ñe ñi ño ñu

Repasa, copia y pinta.



ñ Ñ

ñ ñ ñ ñ Ñ Ñ Ñ Ñ

ña ñe ñi ño ñu

Rodea y pinta los dibujos que tengan "ñ".

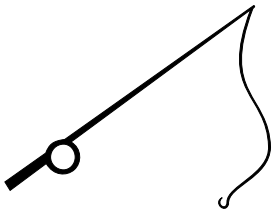




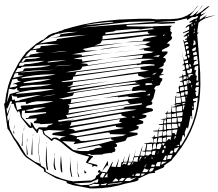






NOMBRE: | FECHA: | Ñ12.

ña ñe ñi ño ñu

Une el dibujo con la sílaba por la que acaba.

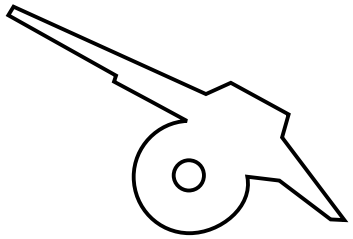



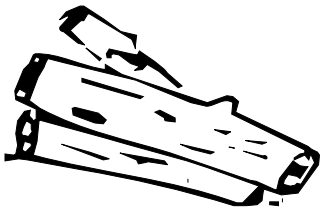

-ña

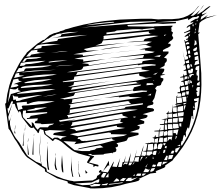

-ñón







Completa el crucigrama y dibuja la palabra escondida.

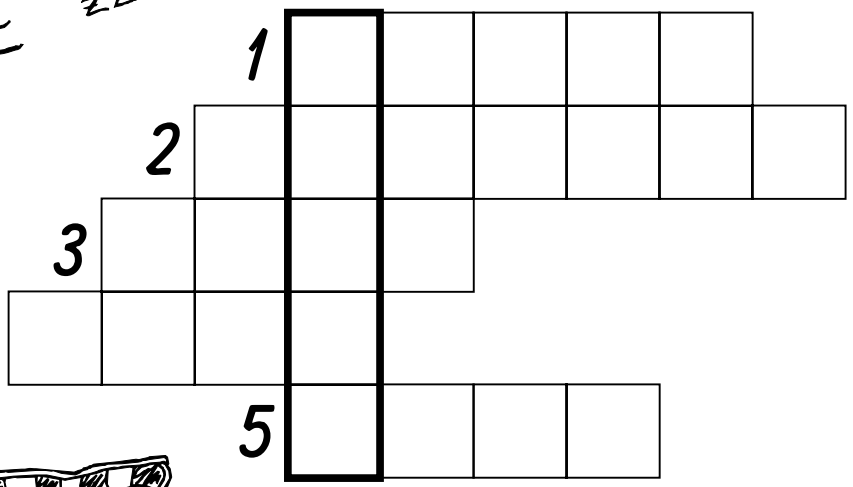





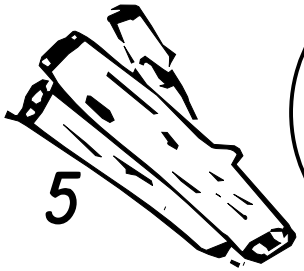

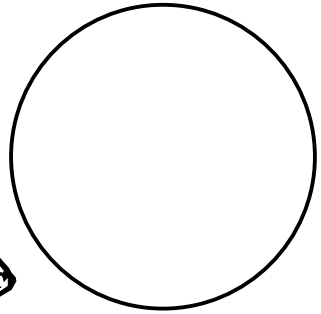

NOMBRE: | FECHA: | P10.

Escribe palabras con estas sílabas y dibuja:

pe
le
la
pa
li
lo
po
lu
pi
pu

Lee, escribe y haz los dibujos.

Pepe olía la lila.

Papá lee el

NOMBRE: | FECHA: | P09.

pa pe pi po pu

Relaciona y descubre las palabras ocultas rodeándolas.

e
l
u
p
a
o
i

U
I
P
E
L
O
A

Escribe los nombres y pinta los dibujos.



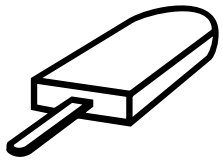





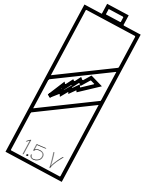

NOMBRE: | FECHA: | P08.

pa pe pi po pu

Completa los nombres de los dibujos y copia.

---pá

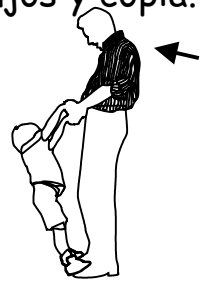

---lo

---la

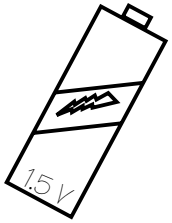

---pel



---e

---lo



Lu---



---pa

---lo



---pa



NOMBRE:	FECHA:	P07.

pa pe pi po pu

Escribe "pa, pe, pi, po, pu" según el nombre.













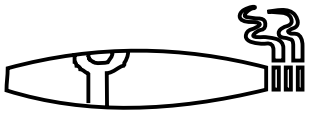

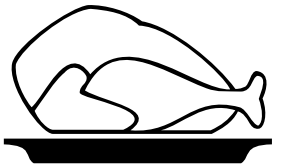



NOMBRE: | FECHA: | P06.

Une los dibujos con la sílaba por la que empiezan.

la le li lo lu

la

le

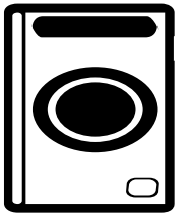

li

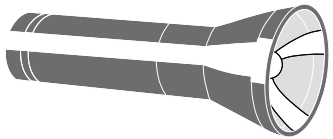

lo



lu



pa pe pi po pu

pa



pe



pi

po

pu

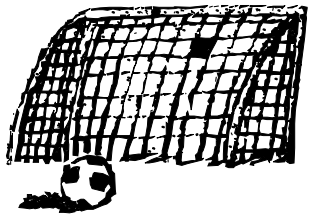

NOMBRE: FECHA : - -

P05.

l p

Completa con "l" o con "p" y haz los dibujos.

po.....o

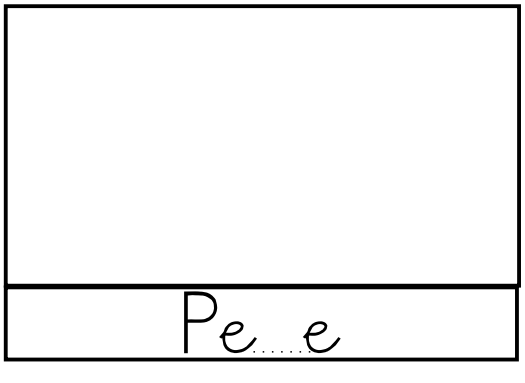

Pe.....e

pe.....o

pu.....a



.....ie

pi.....a

.....alo



pape.....

NOMBRE: | FECHA: | P04.

Une los dibujos con la sílaba por la que empiezan.

la le li lo lu



la



le



li

lo



lu

pa pe pi po pu

pa



pe

pi



po

pu

NOMBRE: | FECHA: | P03.

pa pe pi po pu

Lee y haz los dibujos.

pala



pelo



pila



polo



lupa



papá



NOMBRE: | FECHA: | P02.

pa pe pi po pu

Lee, escribe y une las palabras con los dibujos.

pala

pelo

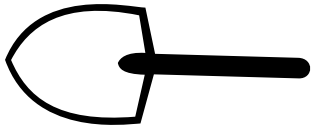

pila



polo

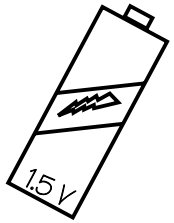

lupa

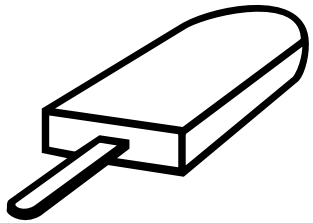

Pinta los espacios que tengan la letra "p".

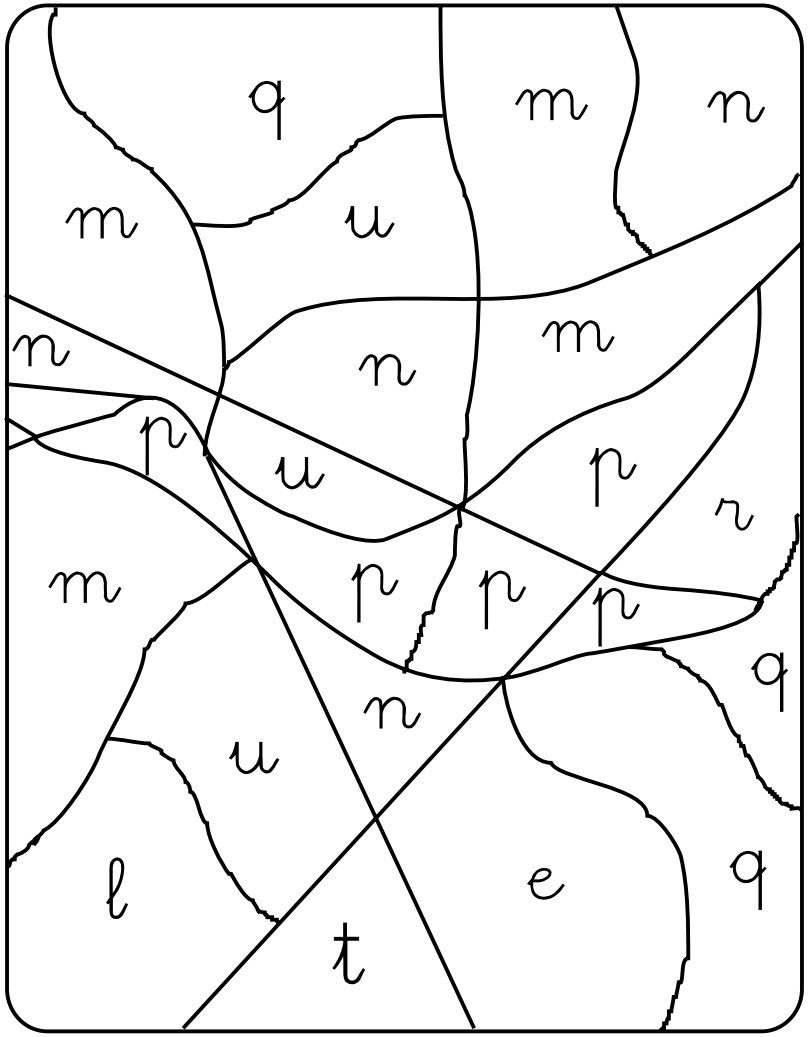

NOMBRE:	FECHA:	P01.

Repasa, pinta y copia.

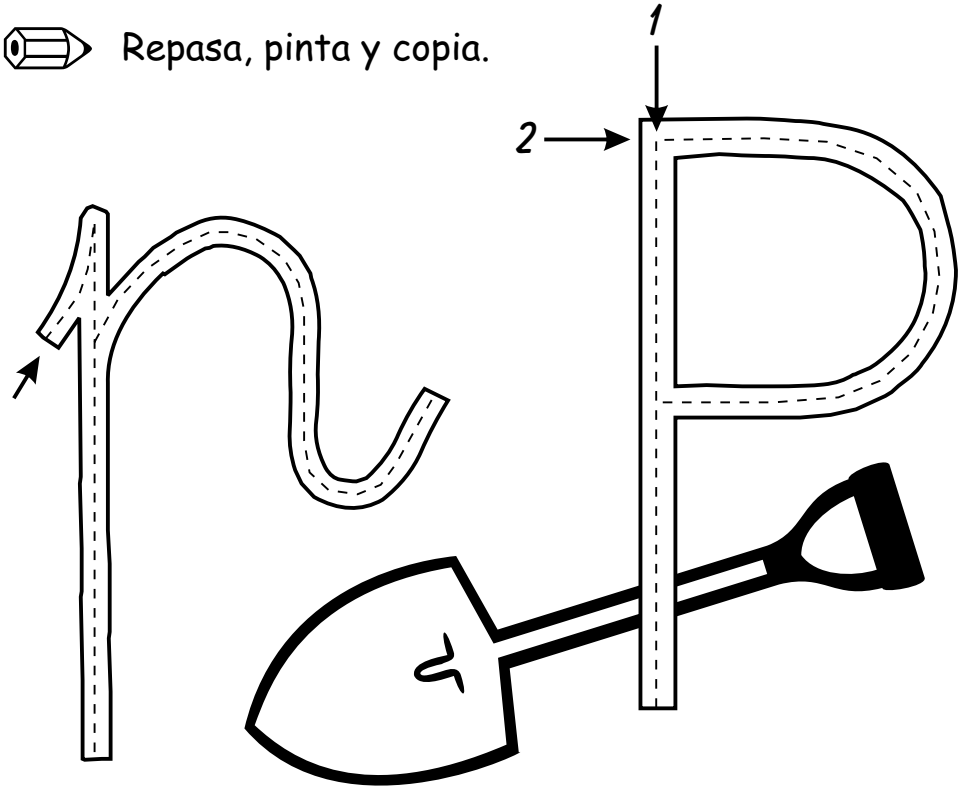

p p p p p P P P P

pa pe pi po pu

Rodea la letra "p".



NOMBRE: | FECHA: | P11.

pa pe pi po pu

Completa los nombres de los dibujos y copia.

pa___

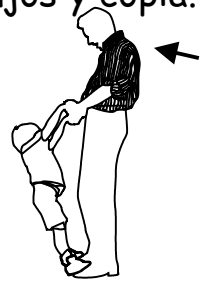

pe_____

pi_____

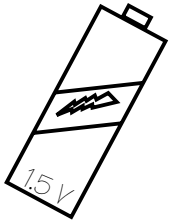

pa_____



pi___

pa____



____pe



pi_____

po____



pu_____



NOMBRE: | FECHA: | R19.

ra re ri ro ru

Escribe los nombres relacionando con las palabras.

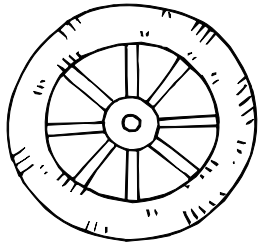



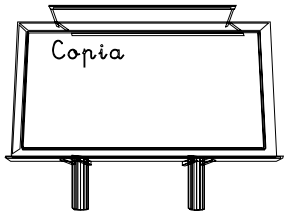



dispara ⟷ _____

pescar ⟷ _____

carro ⟷ _____

borrador ⟷ _____

río ⟷ _____

divierte ⟷ _____

ar er ir or ur

Separa las palabras y escríbelas en su sitio.

murallatortillarodillo

barrilmermeladalunar



_____ _____



_____ _____



_____ _____

NOMBRE: | FECHA: | R18.

ra re ri ro ru

Ordena, escribe nombres de oficios y dibuja.

te por ro _____

rren ba ro de _____

ri ne ro ma _____

te pin car ro _____

ar er ir or ur

Escribe los nombres que tengan "r".





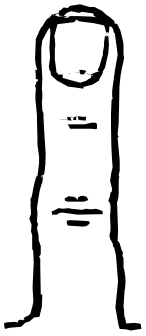

R

_____ _____

_____ _____

_____ _____

_____ _____

_____ _____

_____ _____

NOMBRE: | FECHA: | R17.

ra re ri ro ru

Copia cada nombre en su sitio dos veces.

caro moro coral

carro morro corral









Escribe los nombres en el sitio adecuado.



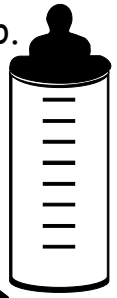



40

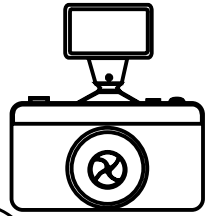

rr

r

NOMBRE: | FECHA: | R16.

ar er ir or ur

Escribe los nombres.

b





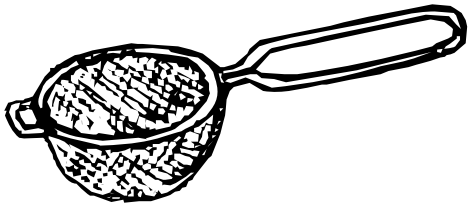

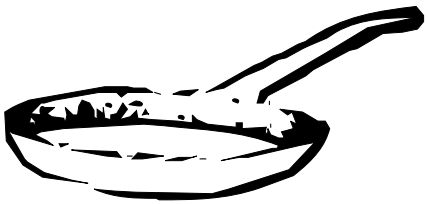

Ordena estas frases.

va Carmen parque. al

El roto. portal está

come pastor tortilla. El

Un perlas. de collar

NOMBRE: | FECHA: | R15.

ar er ir or ur

LOS DEPORTES

Escribe lo que hace cada deportista.

nadar
disparar
pelear
levantar

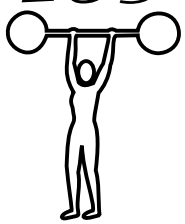



saltar
patinar
remar
botar



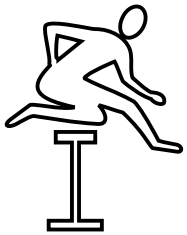

esquiar
bailar
montar
correr



parar
escalar
pedalear
caminar





NOMBRE: | FECHA: | R14.

ar er ir or ur

Completa las frases con los nombres de los dibujos y las palabras.

Aquel _____ tiene un _____.

Esa _____ es de color _____.

La _____ no está _____.

El _____ no tiene _____.

El _____ enrosca en la _____.

En el _____ se puede _____.

bar

verde
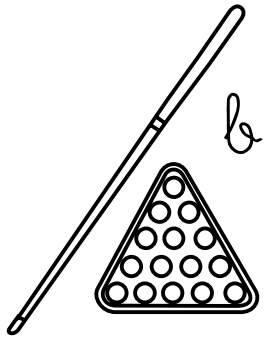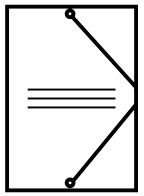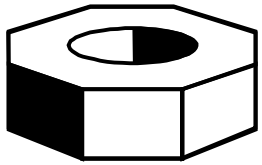
abierta