


# Jardin de Niños


Nombre: \_\_\_\_\_











1. Colorea la portada como tu quieras



I. Colorea según se indique



2. Recorta los números y pégalos junto a la cantidad que corresponde











4. Recorta el escudo y pega donde corresponde, después colorea tu bandera



Editó Diana Montferrubio



5. Une los personajes que expresan el mismo sentimiento y repasa las palabras.



alegría

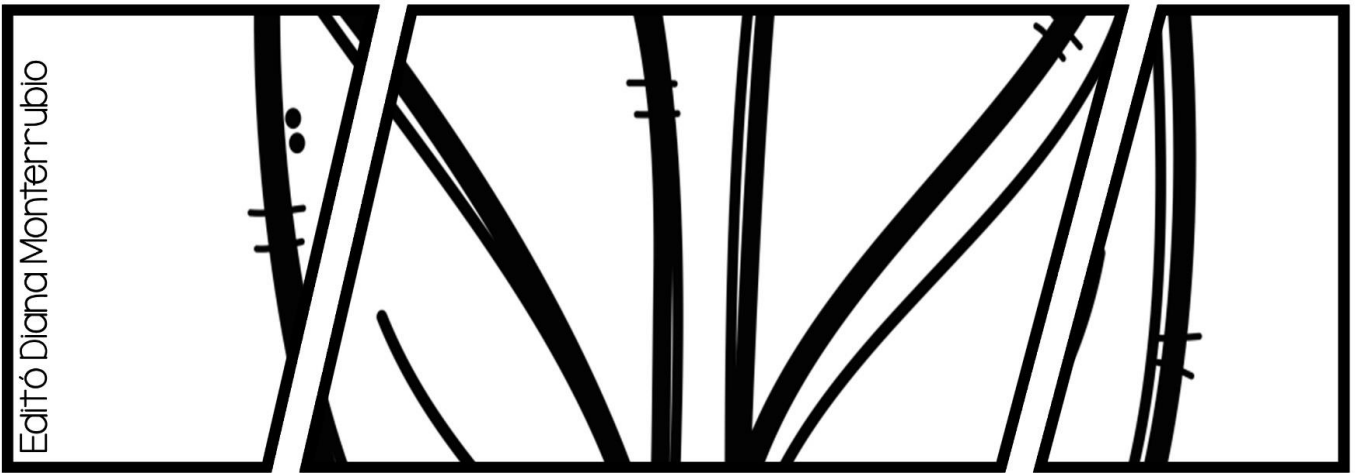


tristeza

enojo

preocupado

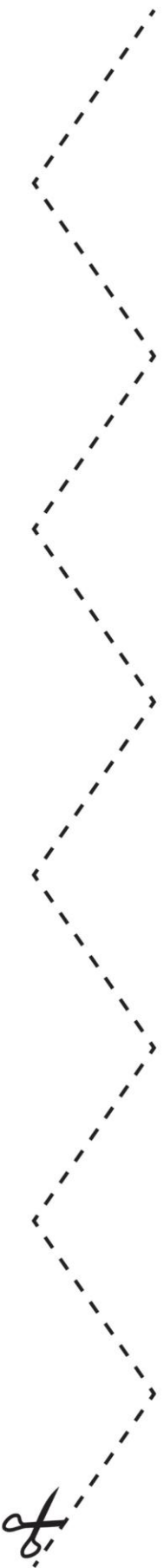


# 6. Busca la flor y pintala



Editó Diana Montferubio

# 8. Recorta siguiendo las líneas puntuadas



9. Remarca tu nombre y después copialo en las lineas

Blank handwriting practice lines consisting of a solid top line, a dashed middle line, and a solid bottom line.

