


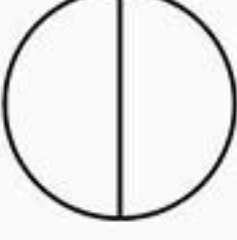

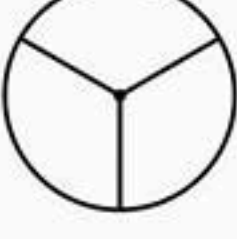
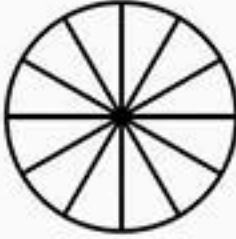



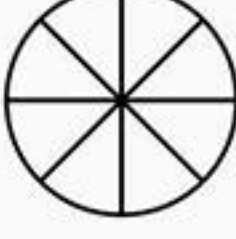
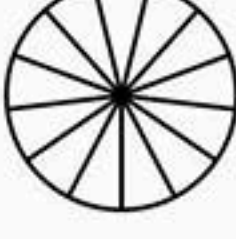
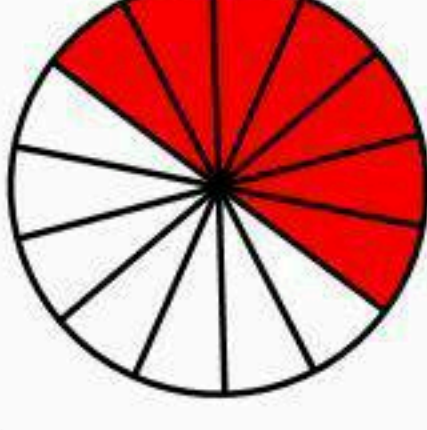
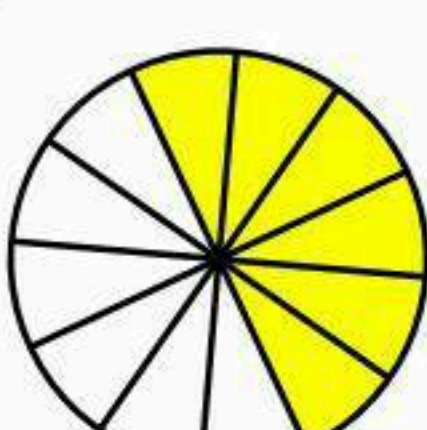
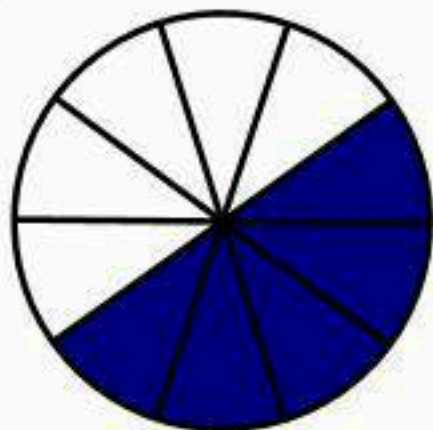
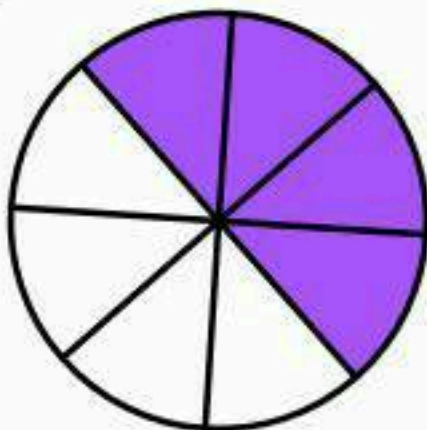
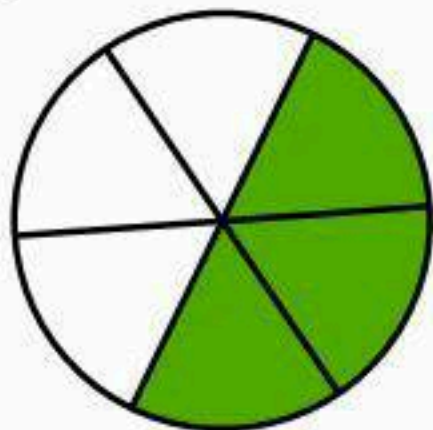
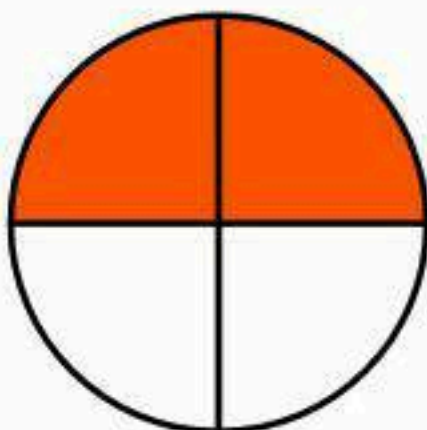
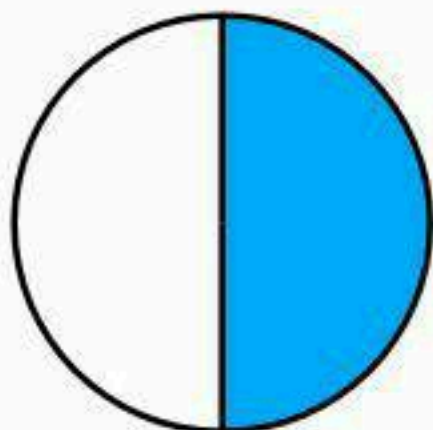


	Numerador	denominador	Fracción
	2		
	7		
	3		
	1		
	3		
	2		

	Numerador	denominador	Fracción
	8		
	5		
	5		
	9		
	7		
	10		



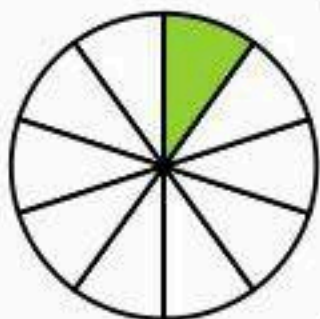
ACTIVIDAD: **FRACCIONES DECIMALES**

Nombre:

Fecha:

Colorea según la fracción o completa:

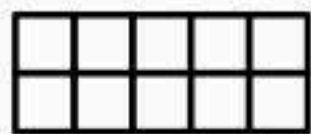
$$\frac{1}{10}$$



$$\frac{5}{10}$$



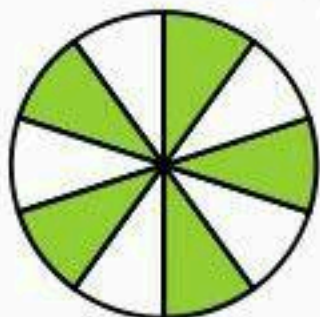
$$\frac{8}{10}$$



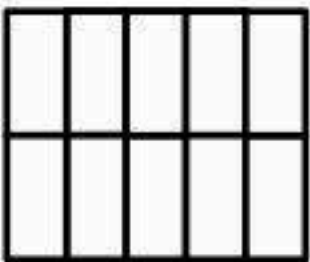
—



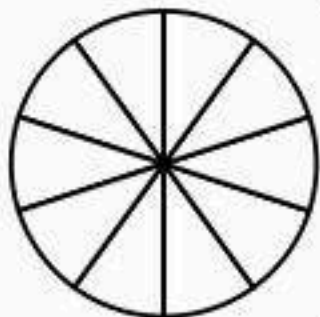
—




$$\frac{9}{10}$$



$$\frac{10}{10}$$



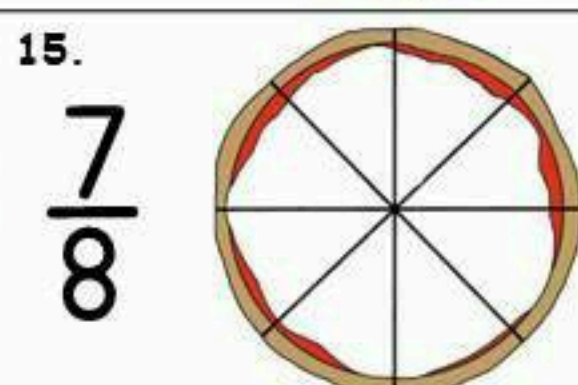
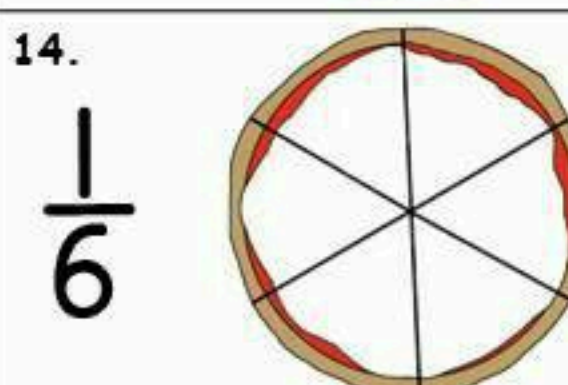
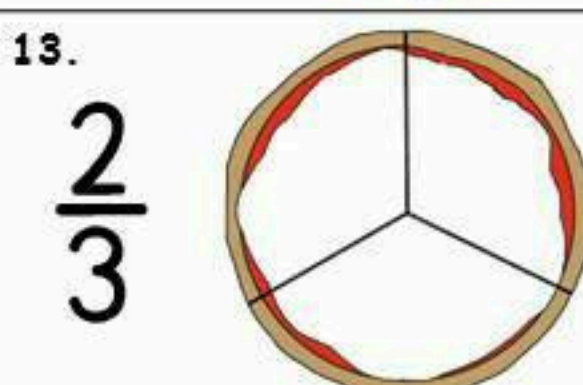
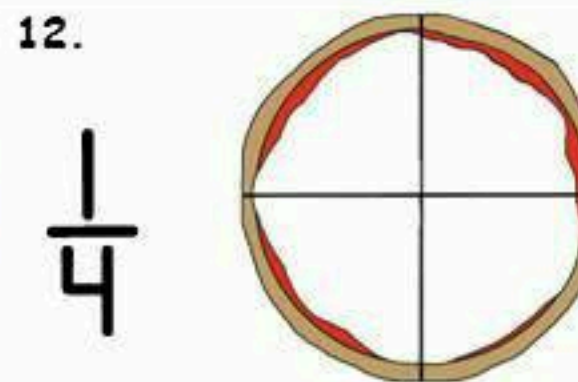
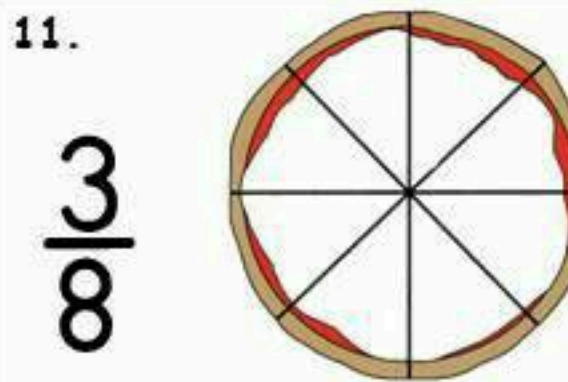
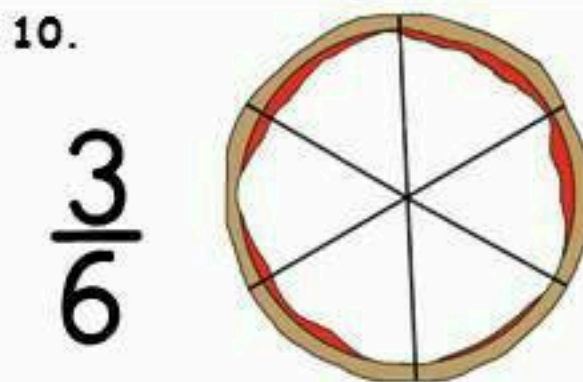
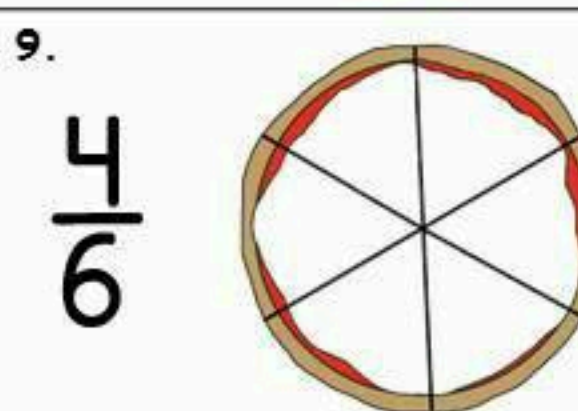
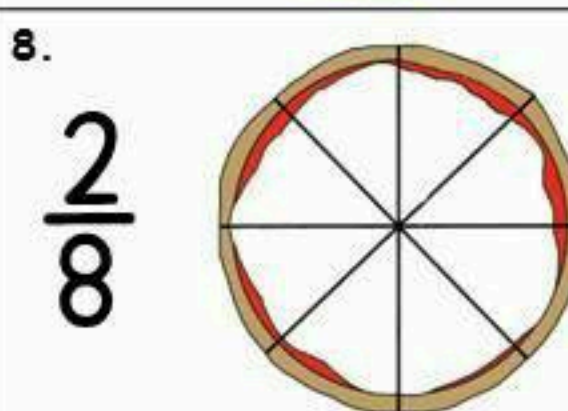
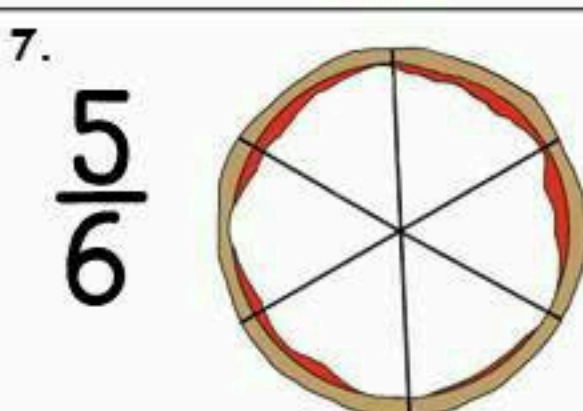
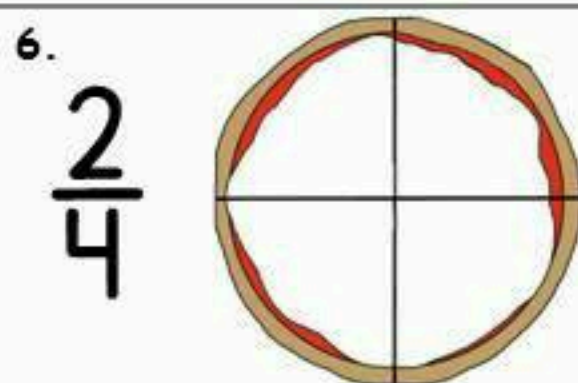
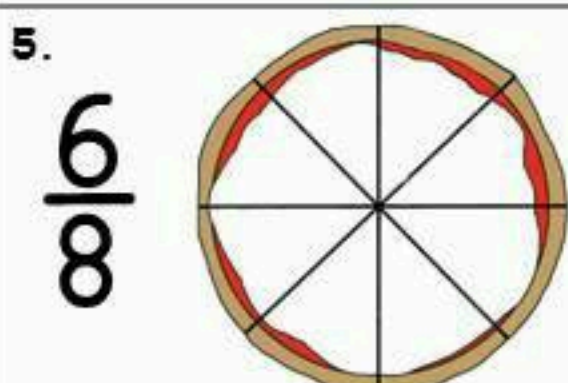
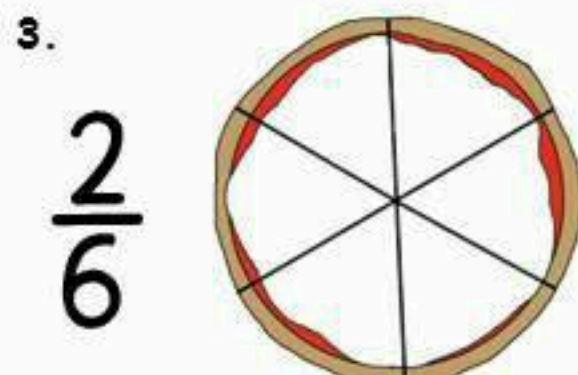

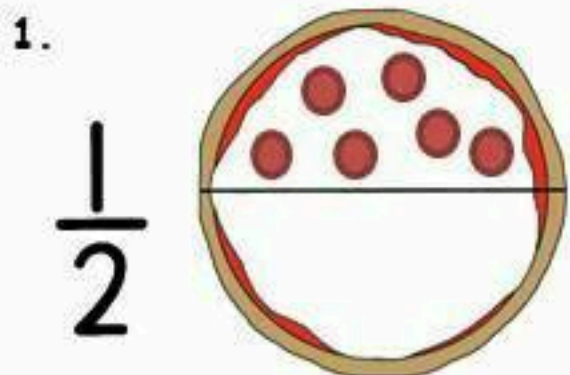
—

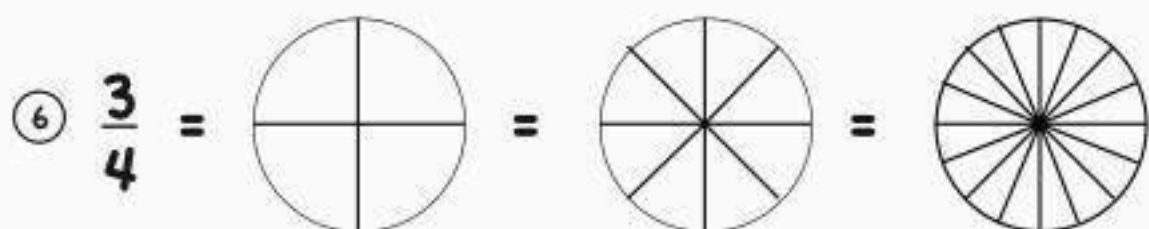
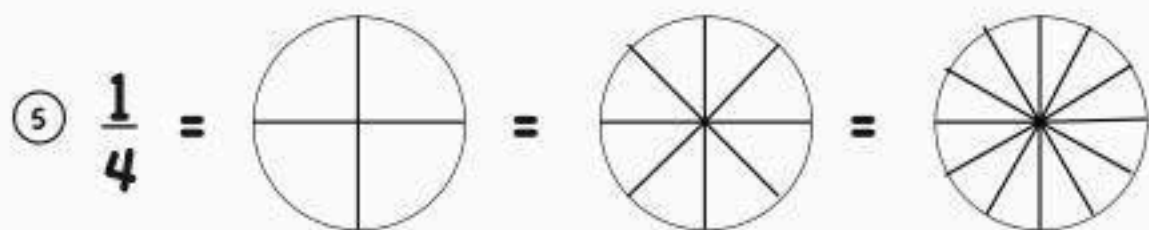
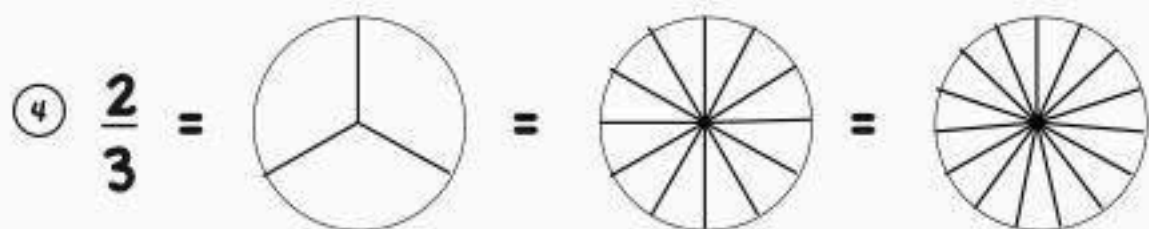
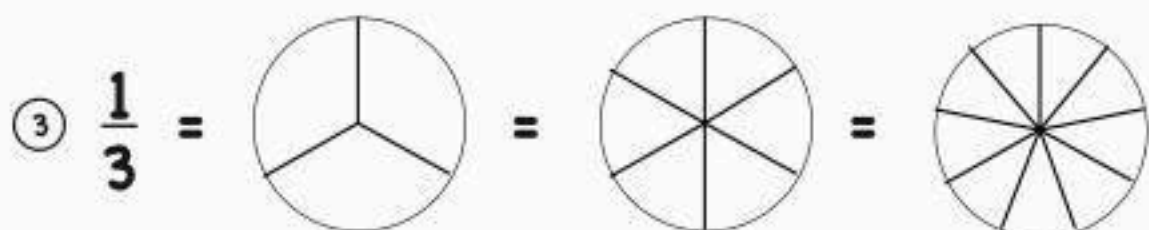
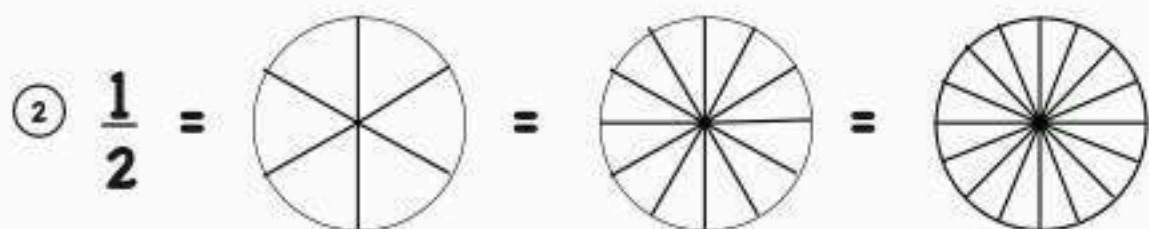
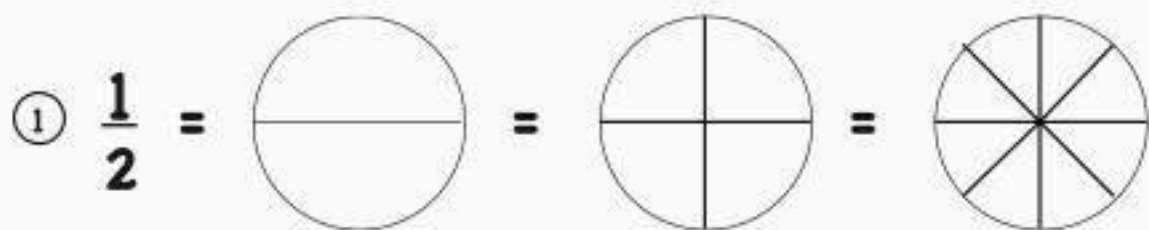


Making More Pizza Fractions

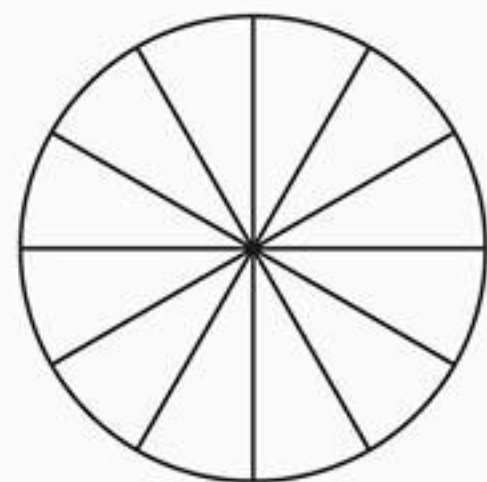
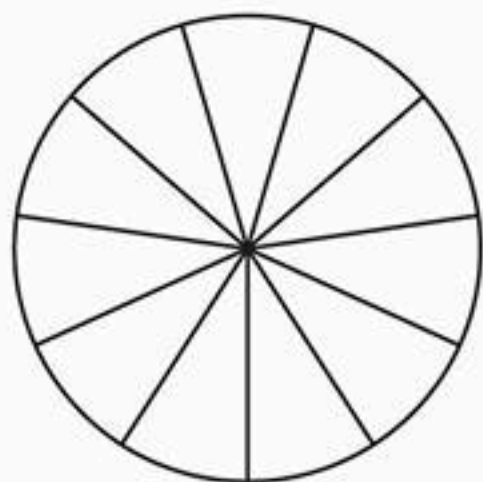
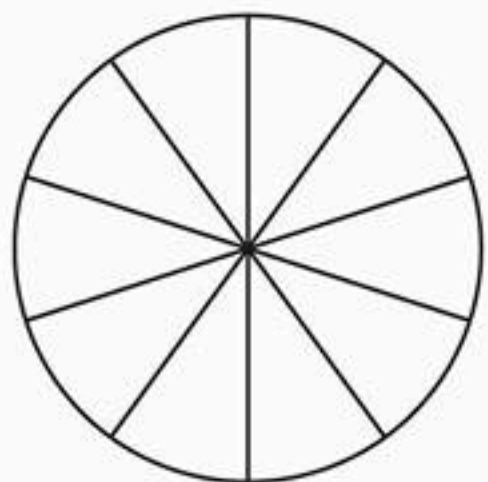
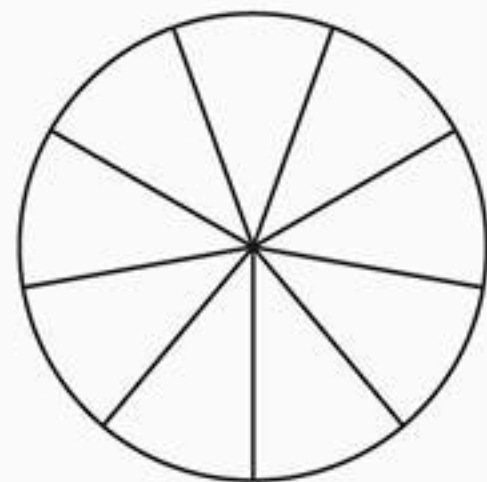
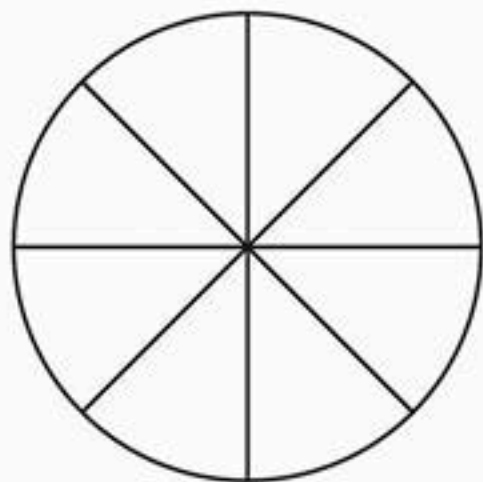
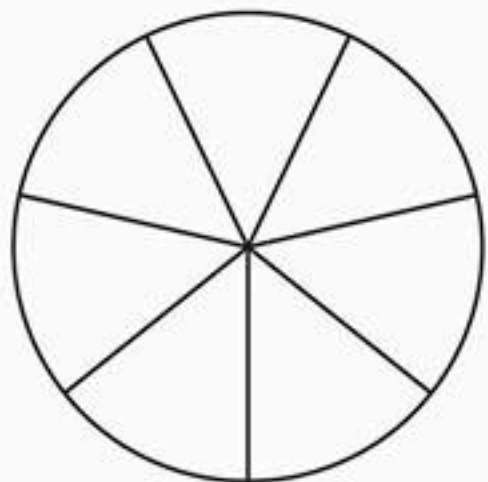
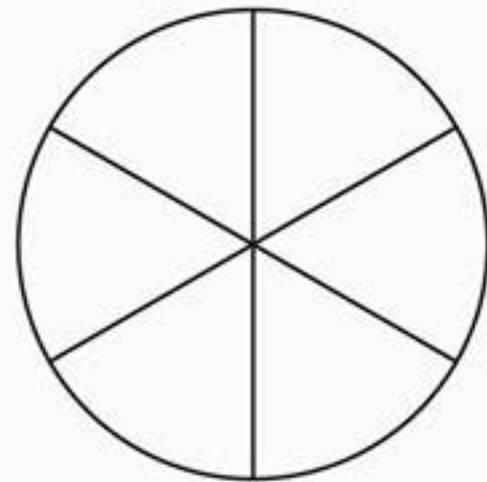
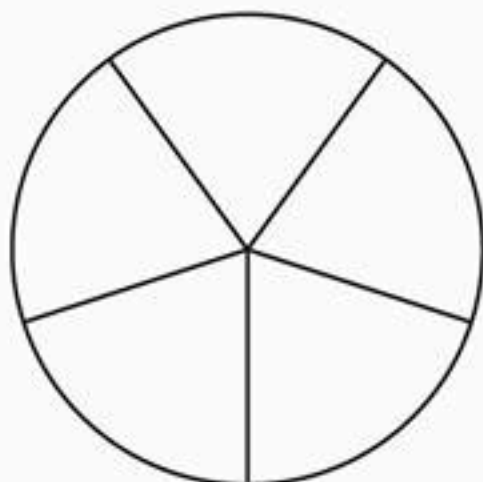
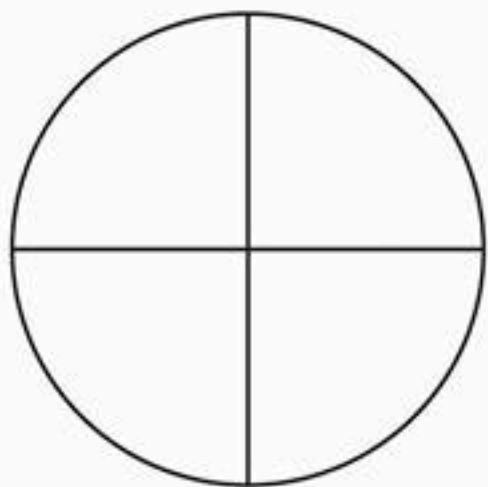
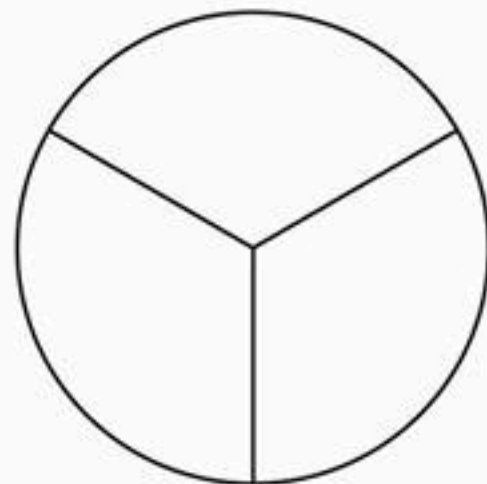
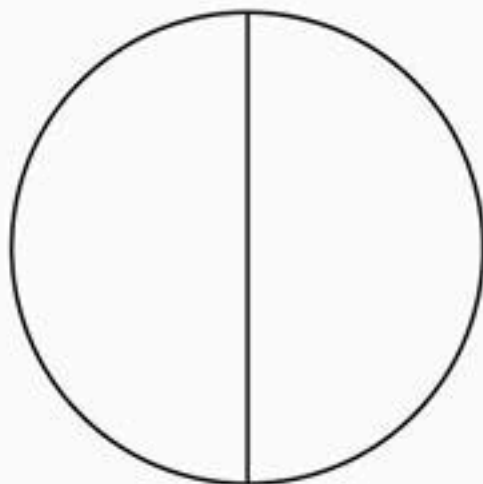


Help! Chef Andre needs to get 15 pizzas ready for a big party. You can add the pepperoni pieces. The fraction shows how much of the pizza needs the pepperoni pieces. Draw small, round red dots for the pepperoni. Andre did the first pizza for you.





Fraction Circles



























Student Name: _____


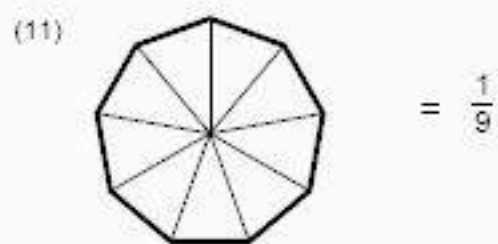
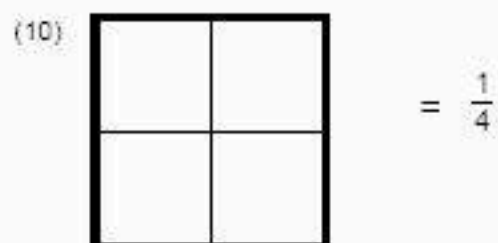
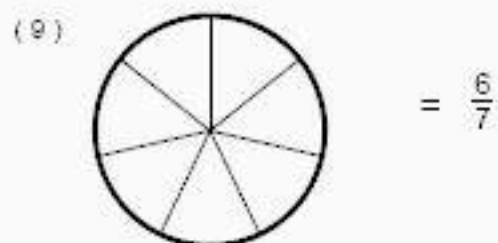
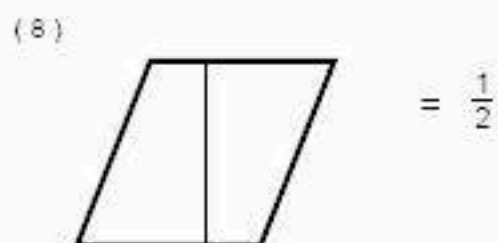

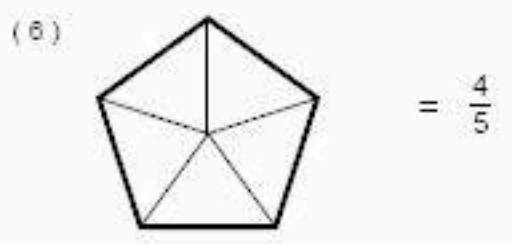
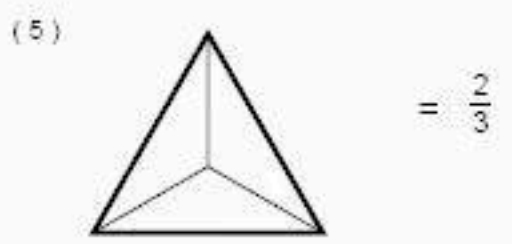
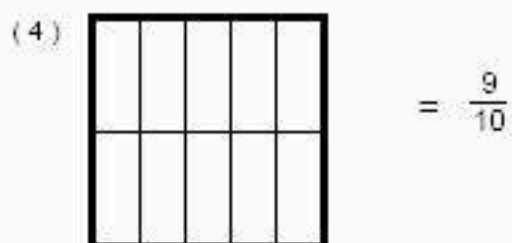
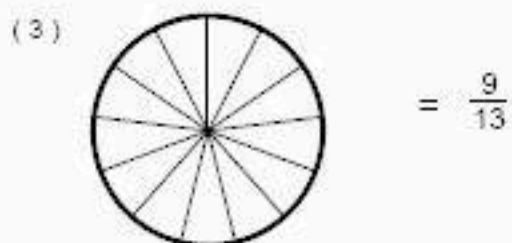

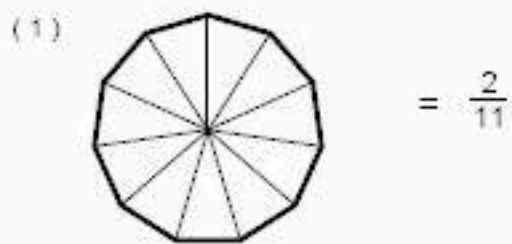
Score: _____

Fractions Picture Addition Worksheet

Color the sum of the shaded portion and write the fraction representation for each.

 $+$  $=$  <input type="text"/> $+$ <input type="text"/> $=$ <input type="text"/>	 $+$  $=$  <input type="text"/> $+$ <input type="text"/> $=$ <input type="text"/>
 $+$  $=$  <input type="text"/> $+$ <input type="text"/> $=$ <input type="text"/>	 $+$  $=$  <input type="text"/> $+$ <input type="text"/> $=$ <input type="text"/>
 $+$  $=$  <input type="text"/> $+$ <input type="text"/> $=$ <input type="text"/>	 $+$  $=$  <input type="text"/> $+$ <input type="text"/> $=$ <input type="text"/>
 $+$  $=$  <input type="text"/> $+$ <input type="text"/> $=$ <input type="text"/>	 $+$  $=$  <input type="text"/> $+$ <input type="text"/> $=$ <input type="text"/>

Pinta las partes que representa el numerador en cada caso. Escribe cómo se leen.



Black Line Fraction Strips



FRACCIONES

1. Escribe las siguientes fracciones:

Dos
quintos

Tres
octavos

Cuatro
medios

Cinco
sextos

Seis
tercios

Siete
décimos

Ocho
cuartos

Nueve
séptimos

Diez
quinceavos

Once
novenos

Cinco
doceavos

Ocho
tercios

Trece
medios

Quince
cuartos

Seis
sextos

Diez
quintos

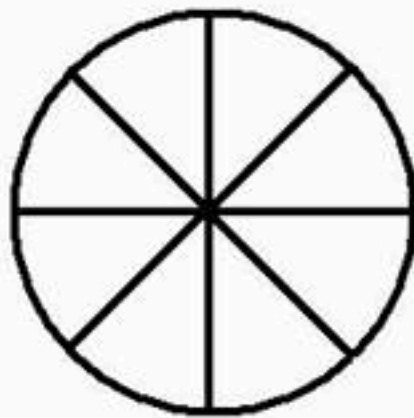
Cuatro
sextos

Nueve
octavos

2. Colorea para representar las fracciones siguientes:




$$\frac{1}{3}$$



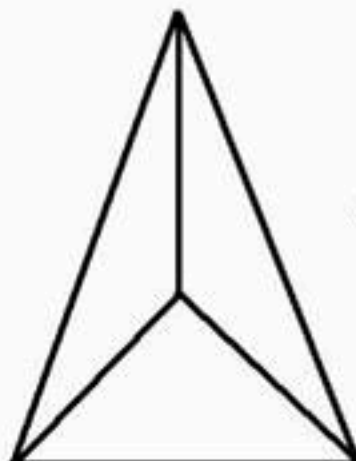
$$\frac{5}{8}$$



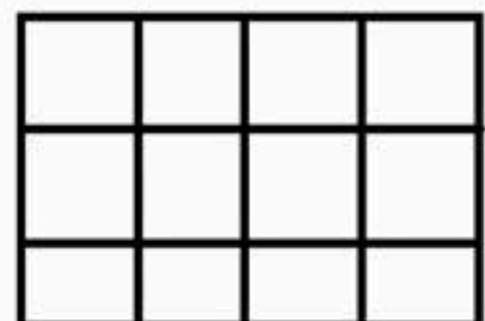
$$\frac{4}{6}$$



$$\frac{4}{4}$$



$$\frac{2}{3}$$



$$\frac{7}{12}$$

FRACCIONES EQUIVALENTES

1

$$\frac{3}{6} = \frac{1}{2}$$

Colorea todas las fracciones equivalentes a $\frac{1}{2}$ de NARANJA.
 Colorea todas las fracciones equivalentes a $\frac{1}{3}$ de AZUL.
 Colorea todas las fracciones equivalentes a $\frac{2}{3}$ de VERDE.
 Colorea todas las fracciones equivalentes a $\frac{3}{4}$ de MARRÓN.

Nombre: _____

Fecha: _____

SUMA DE FRACCIONES

INDICACIONES: Realiza las siguientes sumas de fracciones, dibujando y escribiendo el resultado de cada una de las operaciones. En la línea de la derecha escribe con letras cómo se lee la fracción de cada resultado.

$$\frac{1}{4} + \frac{2}{4} = \frac{\quad}{\quad}$$

$$\frac{2}{8} + \frac{3}{8} = \frac{\quad}{\quad}$$

$$\frac{1}{8} + \frac{2}{8} = \frac{\quad}{\quad}$$


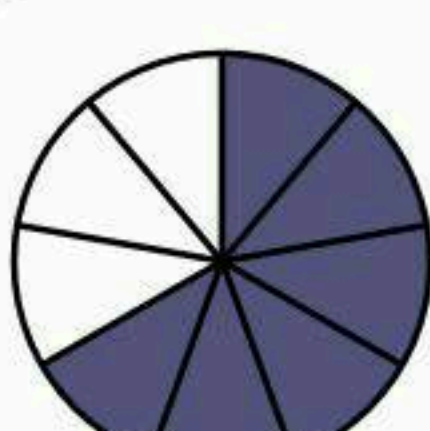
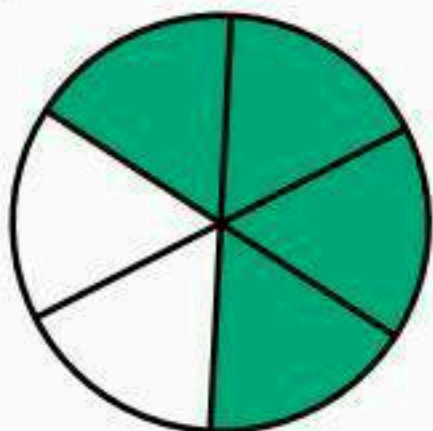
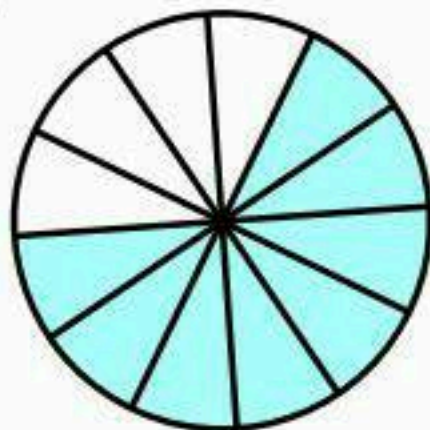
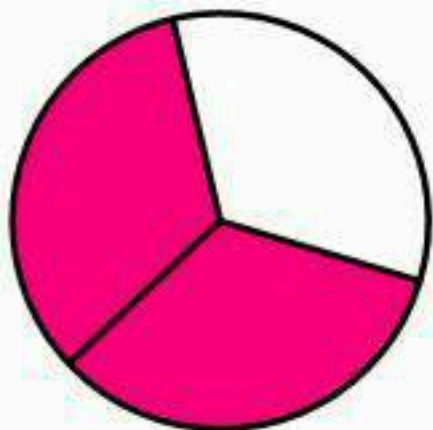

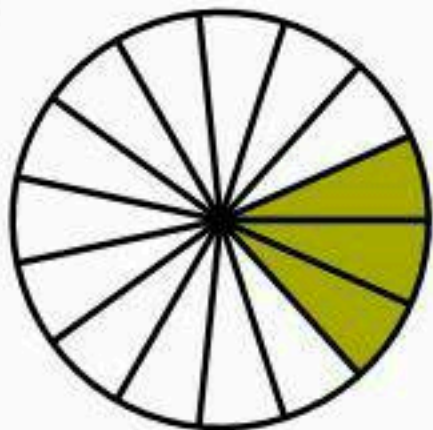
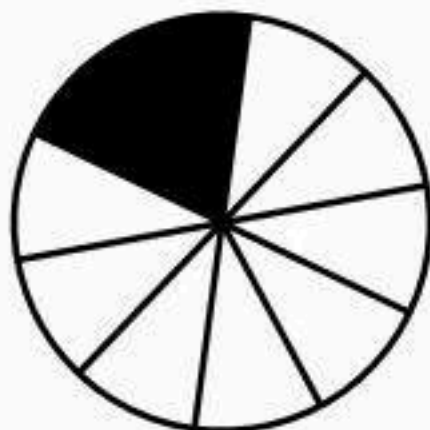
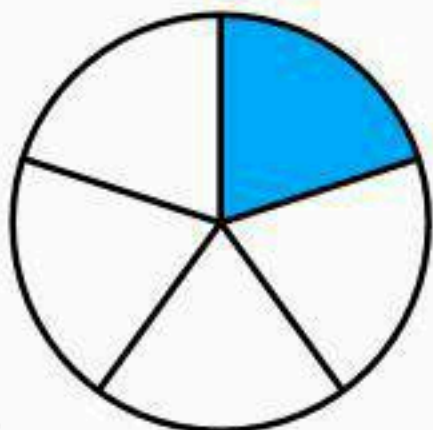
$$\frac{1}{4} + \frac{1}{4} = \frac{\quad}{\quad}$$

$$\frac{3}{6} + \frac{1}{6} = \frac{\quad}{\quad}$$

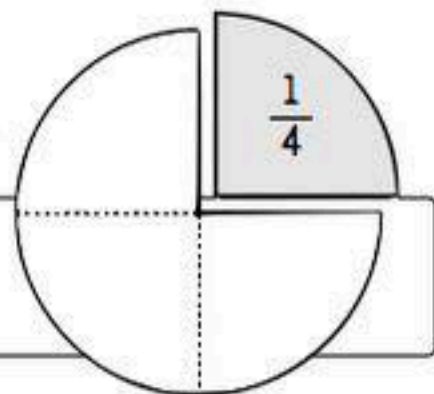
$$\frac{1}{3} + \frac{1}{3} = \frac{\quad}{\quad}$$

$$\frac{1}{4} + \frac{2}{4} = \frac{\quad}{\quad}$$

$$\frac{2}{8} + \frac{3}{8} = \frac{\quad}{\quad}$$



Fracciones



Una fracción es un número, que se obtiene de dividir un entero en partes iguales. Por ejemplo cuando decimos una cuarta parte de la pizza, estamos dividiendo la pizza en cuatro partes y consideramos una de ellas, es decir un cuarto. $\frac{1}{4}$

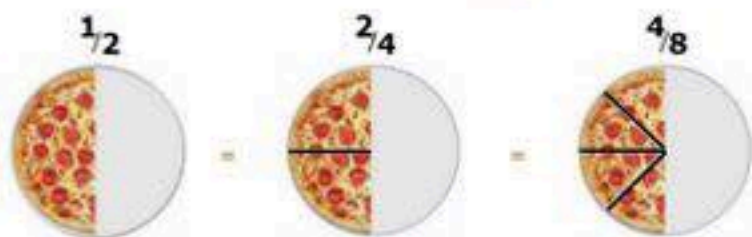
La fracción está formada por dos términos: el numerador y el denominador. El numerador es el número que está sobre la raya fraccionaria y el denominador es el que está bajo la raya fraccionaria.



$\frac{3}{4}$ numerador: son las partes coloreadas
 $\frac{3}{4}$ denominador: partes en que se dividió el entero

Fracciones equivalentes

Las Fracciones Equivalentes tienen el mismo valor, aunque parezcan diferentes.



¿Por qué son lo mismo? Porque cuando multiplicas o divide a la vez arriba y abajo por el mismo número, la fracción mantiene su valor. La regla a recordar es:

¡Lo que haces a la parte de arriba de la fracción también lo tienes que hacer a la parte de abajo!

$$\frac{1}{2} \xrightarrow{\begin{matrix} \text{x2} \\ \text{x2} \end{matrix}} \frac{2}{4} \xrightarrow{\begin{matrix} \text{x2} \\ \text{x2} \end{matrix}} \frac{4}{8}$$

Si dividimos hasta que no podamos más, habremos simplificado la fracción (la hemos hecho la más simple posible). Observa el ejemplo:

$$\frac{18}{36} \xrightarrow{\begin{matrix} \div 3 \\ \div 3 \end{matrix}} \frac{6}{12} \xrightarrow{\begin{matrix} \div 3 \\ \div 3 \end{matrix}} \frac{1}{2}$$

Importante:

Las partes de arriba y abajo de la fracción siempre deben ser números enteros.

Las operaciones que podemos hacer son multiplicar y dividir (siempre las dos partes a la vez). Si sumamos o restamos un número arriba y abajo, no tendremos una fracción equivalente.


Con tu tabla de fracciones y regla busca las fracciones equivalentes, escríbelas en tu cuaderno y realiza dibujos donde representes cada fracción. Puedes utilizar las formas que gustes.

Fractions

Colorie chaque figure comme l'indique la fraction :

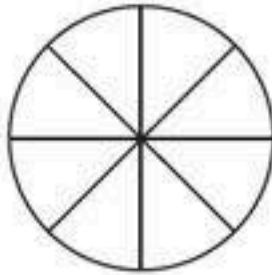
1.

$$\frac{4}{7} =$$




2.

$$\frac{2}{8} =$$



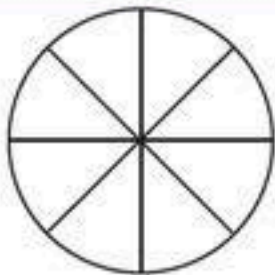
3.

$$\frac{3}{7} =$$



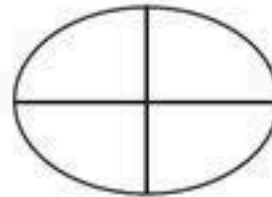
4.

$$\frac{5}{8} =$$



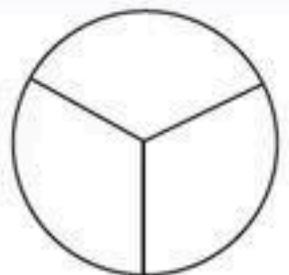
5.

$$\frac{4}{4} =$$



6.

$$\frac{1}{3} =$$



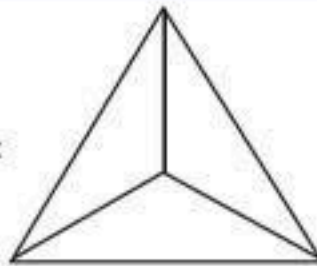
7.

$$\frac{2}{5} =$$




8.

$$\frac{2}{3} =$$



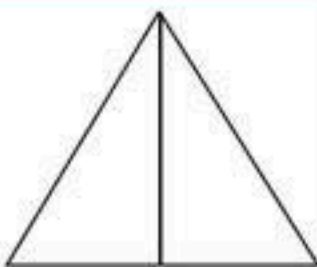
9.

$$\frac{1}{5} =$$



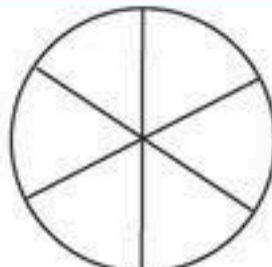
10.

$$\frac{1}{2} =$$



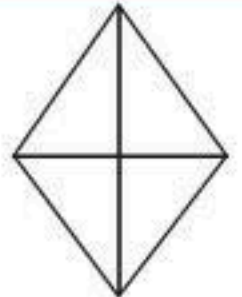
11.

$$\frac{5}{6} =$$




12.

$$\frac{3}{4} =$$




13.

$$\frac{3}{6} =$$



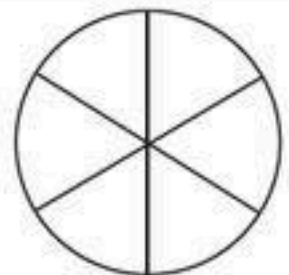
14.

$$\frac{3}{8} =$$



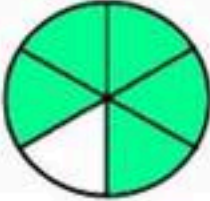
15.

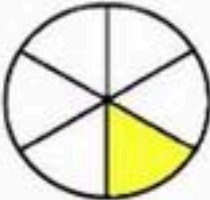
$$\frac{6}{6} =$$





Multiple Choice Fractions worksheets grade 1

Pick the right fraction represented by the shaded part of each shape. First one is done as an example;


1)  $\frac{1}{2}$ $\frac{3}{6}$ $\frac{5}{6}$ $\frac{1}{6}$ $\frac{6}{5}$

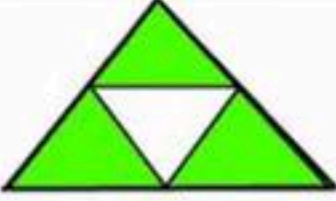
2)  $\frac{1}{4}$ $\frac{3}{4}$ $\frac{1}{6}$ $\frac{1}{3}$ $\frac{1}{5}$

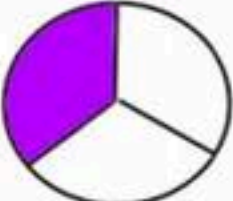
3)  $\frac{1}{2}$ $\frac{3}{8}$ $\frac{1}{6}$ $\frac{1}{7}$ $\frac{6}{8}$

4)  $\frac{1}{3}$ $\frac{3}{6}$ $\frac{1}{2}$ $\frac{1}{5}$ $\frac{1}{4}$

5)  $\frac{4}{6}$ $\frac{5}{6}$ $\frac{4}{5}$ $\frac{1}{6}$ $\frac{3}{5}$

6)  $\frac{1}{3}$ $\frac{1}{4}$ $\frac{1}{2}$ $\frac{1}{5}$ $\frac{2}{1}$

7)  $\frac{1}{2}$ $\frac{3}{4}$ $\frac{5}{6}$ $\frac{1}{4}$ $\frac{4}{3}$

8)  $\frac{1}{6}$ $\frac{2}{3}$ $\frac{3}{3}$ $\frac{1}{3}$ $\frac{2}{5}$

9)  $\frac{3}{5}$ $\frac{3}{4}$ $\frac{5}{4}$ $\frac{4}{6}$ $\frac{4}{5}$

Name : _____

Score : _____

Teacher : _____

Date : _____

Adding Fractions

1) $\frac{4}{5} + \frac{1}{3} =$

2) $\frac{1}{2} + \frac{2}{4} =$

3) $\frac{2}{5} + \frac{1}{4} =$

4) $\frac{3}{10} + \frac{1}{5} =$

5) $\frac{1}{5} + \frac{1}{3} =$

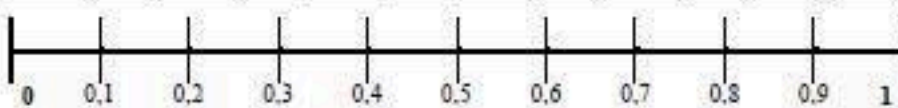
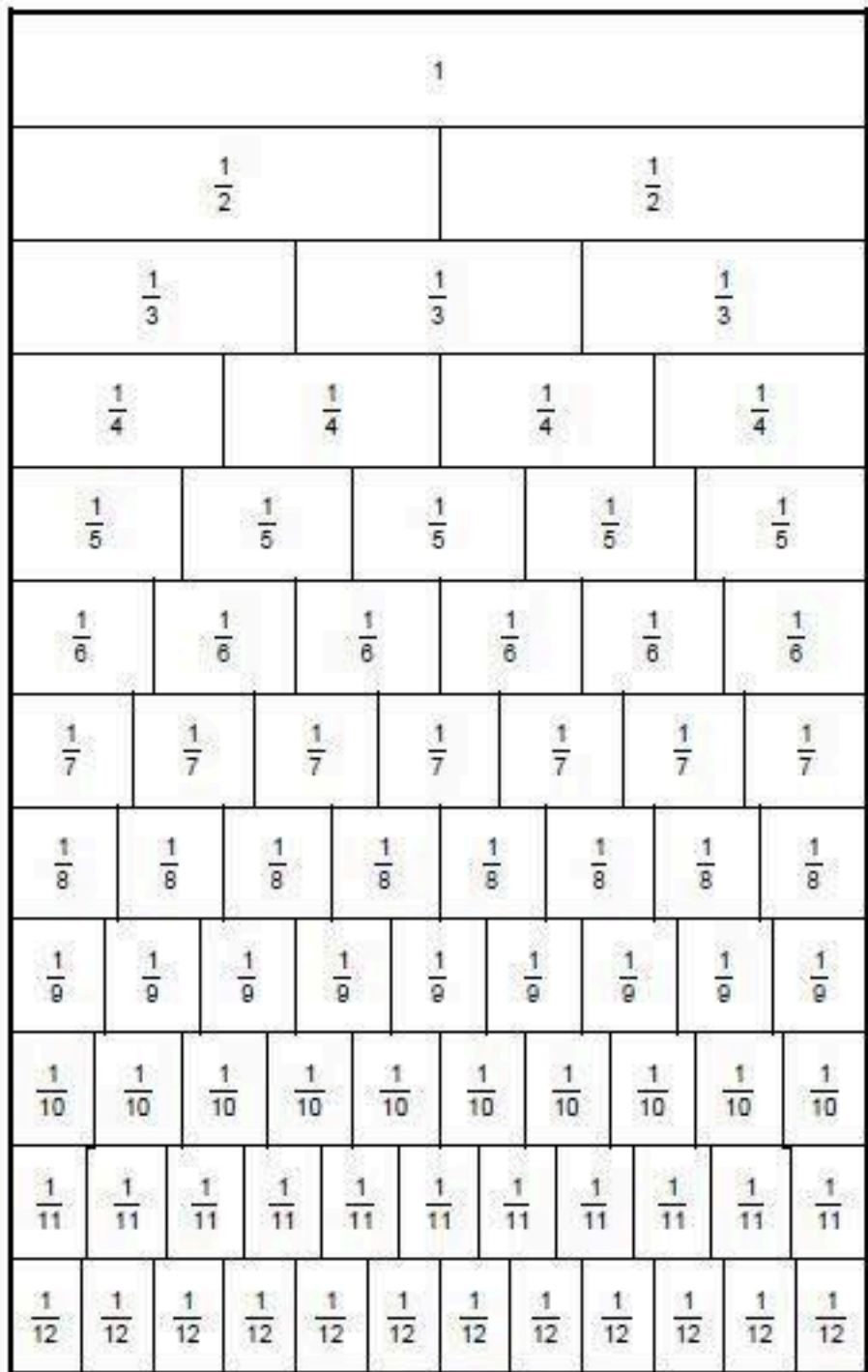
6) $\frac{1}{2} + \frac{2}{4} =$

7) $\frac{2}{10} + \frac{2}{4} =$

8) $\frac{8}{10} + \frac{3}{5} =$

9) $\frac{3}{4} + \frac{1}{10} =$

10) $\frac{1}{3} + \frac{1}{2} =$



Name : _____

Score : _____

Teacher : _____

Date : _____

Write the Correct Comparison Symbol ($>$, $<$ or $=$) in Each Box

1) $\frac{1}{2}$ $\frac{2}{3}$

11) $\frac{2}{4}$ $\frac{2}{6}$

2) $\frac{6}{8}$ $\frac{2}{3}$

12) $\frac{7}{8}$ $\frac{1}{2}$

3) $\frac{1}{2}$ $\frac{1}{2}$

13) $\frac{1}{2}$ $\frac{1}{4}$

4) $\frac{1}{4}$ $\frac{4}{5}$

14) $\frac{1}{4}$ $\frac{4}{6}$

5) $\frac{3}{5}$ $\frac{1}{6}$

15) $\frac{3}{5}$ $\frac{4}{6}$

6) $\frac{1}{3}$ $\frac{6}{8}$

16) $\frac{1}{3}$ $\frac{3}{5}$

7) $\frac{4}{8}$ $\frac{1}{4}$

17) $\frac{4}{8}$ $\frac{1}{3}$

8) $\frac{3}{6}$ $\frac{3}{8}$

18) $\frac{1}{2}$ $\frac{1}{4}$

9) $\frac{5}{6}$ $\frac{7}{8}$

19) $\frac{1}{4}$ $\frac{1}{2}$

10) $\frac{3}{5}$ $\frac{2}{8}$

20) $\frac{2}{3}$ $\frac{2}{3}$

Equivalent Fractions

$$\frac{1}{2}$$

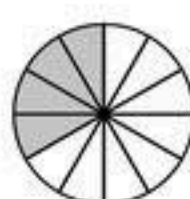
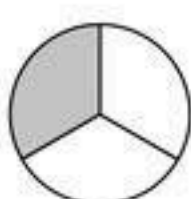
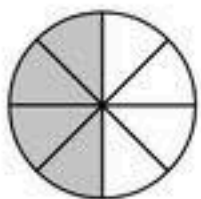
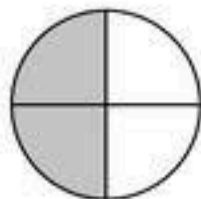
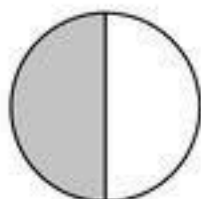
$$\frac{2}{4}$$

$$\frac{4}{8}$$

$$\frac{1}{3}$$

$$\frac{2}{6}$$

$$\frac{4}{12}$$



$$\frac{1}{2} = \frac{\square}{4}$$

$$\frac{1}{3} = \frac{\square}{6}$$

$$\frac{2}{6} = \frac{\square}{12}$$

$$\frac{1}{2} = \frac{\square}{8}$$

$$\frac{1}{3} = \frac{\square}{12}$$

$$\frac{2}{6} = \frac{\square}{3}$$

$$\frac{2}{4} = \frac{\square}{8}$$

$$\frac{4}{8} = \frac{\square}{2}$$

$$\frac{4}{12} = \frac{\square}{3}$$

$$\frac{2}{4} = \frac{\square}{2}$$

$$\frac{4}{8} = \frac{\square}{4}$$

$$\frac{4}{12} = \frac{\square}{6}$$

Fractions, Percents, and Decimals

<u>Fraction</u>	<u>Percent</u>	<u>Decimal</u>
1	100%	1.0
1/2	50%	0.5
1/3	33.3%	0.33
1/4	25%	0.25
1/5	20%	0.2
1/6	16.6%	0.166
1/8	12.5%	0.125
1/10	10%	0.1
1/12	8.3%	0.083



Nombre: _____

Fecha: _____

FRACCIÓN DECIMAL Y CENTESIMAL

Pasa de fracción decimal a número decimal y a la inversa busca el resultado en la cuadrícula y al colorearlo con el color de la clave descubrirás un dibujo oculto.

VERDE

$\frac{1}{10} = \square$ $\frac{8}{10} = \square$ $\frac{5}{10} = \square$ $\frac{7}{10} = \square$ $\frac{10}{10} = \square$ $\frac{12}{10} = \square$

$0,4 = \square$ $0,9 = \square$ $0,3 = \square$ $0,2 = \square$ $1 = \square$ $1,4 = \square$

$\frac{25}{10} = \square$ $\frac{33}{10} = \square$ $\frac{18}{10} = \square$ $\frac{20}{10} = \square$ $\frac{37}{10} = \square$ $\frac{30}{10} = \square$

NEGRO

$\frac{2}{10} = \square$

$\frac{44}{10} = \square$

ROJO

$1,5 = \square$

AZUL

$\frac{1}{100} = \square$ $\frac{8}{100} = \square$ $\frac{5}{100} = \square$ $\frac{7}{100} = \square$ $\frac{2}{100} = \square$ $\frac{6}{100} = \square$

$0,04 = \square$ $0,09 = \square$ $0,03 = \square$ $0,37 = \square$ $0,30 = \square$ $0,44 = \square$

$\frac{25}{100} = \square$ $\frac{33}{100} = \square$ $\frac{18}{100} = \square$ $\frac{27}{100} = \square$ $\frac{400}{100} = \square$ $\frac{234}{100} = \square$

0,01	0,01	0,08	0,08	0,05	0,05	0,07	0,07	0,02	0,02
0,01	0,01	0,55	0,08	0,05	$\frac{9}{100}$	$\frac{9}{100}$	$\frac{3}{100}$	$\frac{3}{100}$	0,02
0,06	0,06	0,55	$\frac{4}{100}$	0,07	0,07	$\frac{9}{100}$	$\frac{3}{100}$	$\frac{37}{100}$	$\frac{37}{100}$
$\frac{30}{100}$	$\frac{30}{100}$	0,55	$\frac{4}{100}$	0,07	$\frac{44}{100}$	$\frac{44}{100}$	0,25	$\frac{37}{100}$	0,33
$\frac{30}{100}$	$\frac{30}{100}$	9	0,2	9	4,4	9	$\frac{44}{100}$	0,25	0,25
0,18	0,18	$\frac{55}{10}$	$\frac{15}{10}$	$\frac{55}{10}$	8	8	8	0,27	0,27
2,34	2,34	$\frac{55}{10}$		$\frac{55}{10}$	8	8	8	4	4
0,1	0,1	0,8	0,5	0,65	0,65	0,71	0,71	1	1,2
$\frac{4}{10}$	$\frac{4}{10}$	$\frac{9}{10}$	0,65	0,65	2	0,71	0,71	$\frac{10}{10}$	$\frac{14}{10}$
2,5	2,5	3,3	$\frac{3}{10}$	$\frac{3}{10}$	1,8	$\frac{2}{10}$	0,7	3,7	3



Fracciones impropias y fracciones mixtas

Señala qué fracción impropia está representada en cada caso. Luego, transfórmala en una fracción mixta. Sigue el ejemplo.

	$= \frac{13}{6} = 2 \frac{1}{6}$		$= \text{---} = \text{---}$
	$= \text{---} = \text{---}$		$= \text{---} = \text{---}$
	$= \text{---} = \text{---}$		$= \text{---} = \text{---}$
	$= \text{---} = \text{---}$		$= \text{---} = \text{---}$
	$= \text{---} = \text{---}$		$= \text{---} = \text{---}$
	$= \text{---} = \text{---}$		$= \text{---} = \text{---}$
	$= \text{---} = \text{---}$		$= \text{---} = \text{---}$
	$= \text{---} = \text{---}$		$= \text{---} = \text{---}$
	$= \text{---} = \text{---}$		$= \text{---} = \text{---}$





Name: _____


Fraction Challenge


Shade the Boxes to Show The Fraction


Shade the fraction.


1. $\frac{2}{7} =$ 


2. $\frac{6}{7} =$ 

3. $\frac{4}{5} =$ 


4. $\frac{1}{2} =$ 


5. $\frac{2}{3} =$ 


6. $\frac{3}{5} =$ 

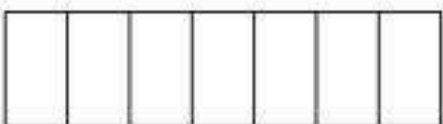
7. $\frac{1}{3} =$ 

8. $\frac{3}{8} =$ 

9. $\frac{1}{5} =$ 

10. $\frac{1}{3} =$ 

11. $\frac{5}{6} =$ 































12. $\frac{1}{7} =$ 

13. $\frac{1}{2} =$ 

14. $\frac{1}{8} =$ 

Comparing Fractions Worksheet

Compare the fractions, and write $>$ or $<$ or $=$ between them. You can color the pieces in the pie pictures to help you.

<p>1 a.  </p> <p style="text-align: center;">$\frac{1}{2}$ $\frac{10}{10}$</p>	<p>1 b.  </p> <p style="text-align: center;">$\frac{3}{9}$ $\frac{1}{2}$</p>	<p>1 c.  </p> <p style="text-align: center;">$\frac{1}{12}$ $\frac{1}{12}$</p>
<p>2 a.  </p> <p style="text-align: center;">$\frac{9}{12}$ $\frac{12}{12}$</p>	<p>2 b.  </p> <p style="text-align: center;">$\frac{3}{3}$ $\frac{6}{12}$</p>	<p>2 c.  </p> <p style="text-align: center;">$\frac{9}{11}$ $\frac{10}{10}$</p>
<p>3 a.  </p> <p style="text-align: center;">$\frac{10}{10}$ $\frac{10}{11}$</p>	<p>3 b.  </p> <p style="text-align: center;">$\frac{6}{6}$ $\frac{7}{11}$</p>	<p>3 c.  </p> <p style="text-align: center;">$\frac{1}{5}$ $\frac{1}{12}$</p>
<p>4 a.  </p> <p style="text-align: center;">$\frac{1}{2}$ $\frac{12}{12}$</p>	<p>4 b.  </p> <p style="text-align: center;">$\frac{5}{9}$ $\frac{5}{9}$</p>	<p>4 c.  </p> <p style="text-align: center;">$\frac{1}{2}$ $\frac{2}{3}$</p>
<p>5 a.  </p> <p style="text-align: center;">$\frac{2}{2}$ $\frac{11}{11}$</p>	<p>5 b.  </p> <p style="text-align: center;">$\frac{6}{7}$ $\frac{6}{10}$</p>	<p>5 c.  </p> <p style="text-align: center;">$\frac{2}{2}$ $\frac{2}{9}$</p>

Equivalent Fractions

$$\frac{1}{2}$$

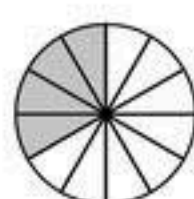
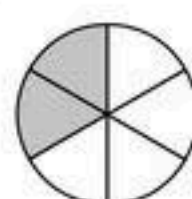
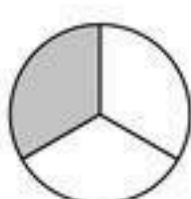
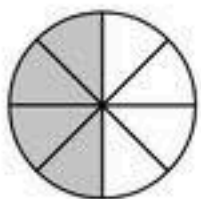
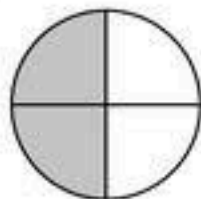
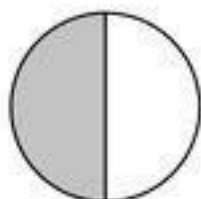
$$\frac{2}{4}$$

$$\frac{4}{8}$$

$$\frac{1}{3}$$

$$\frac{2}{6}$$

$$\frac{4}{12}$$



$$\frac{1}{2} = \frac{\boxed{}}{4}$$

$$\frac{1}{3} = \frac{\boxed{}}{6}$$

$$\frac{2}{6} = \frac{\boxed{}}{12}$$

$$\frac{1}{2} = \frac{\boxed{}}{8}$$

$$\frac{1}{3} = \frac{\boxed{}}{12}$$

$$\frac{2}{6} = \frac{\boxed{}}{3}$$

$$\frac{2}{4} = \frac{\boxed{}}{8}$$

$$\frac{4}{8} = \frac{\boxed{}}{2}$$

$$\frac{4}{12} = \frac{\boxed{}}{3}$$

$$\frac{2}{4} = \frac{\boxed{}}{2}$$

$$\frac{4}{8} = \frac{\boxed{}}{4}$$

$$\frac{4}{12} = \frac{\boxed{}}{6}$$

La FRACCIÓN del día es 4 / 3

numerador	
denominador	
¿es propia?	
nº mixto	
+2/3	
-1/2	

Blogicmates

Se lee:

Escribe dos fracciones equivalentes:

Representar

<http://recursosquintsextomates.blogspot.com.es/>

La FRACCIÓN del día es

numerador	
denominador	
¿es propia?	
nº mixto	
+2/3	
-1/2	

Blogicmates

Se lee:

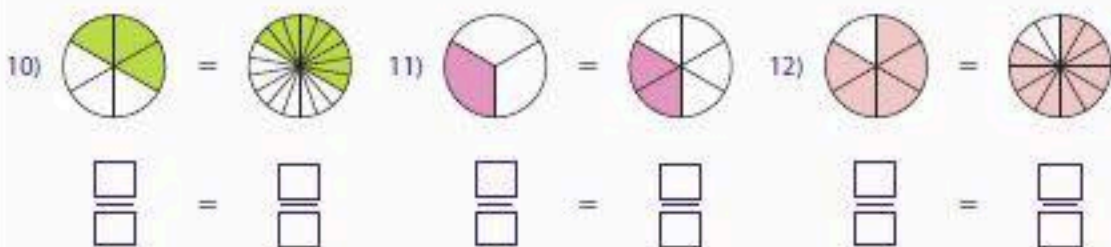
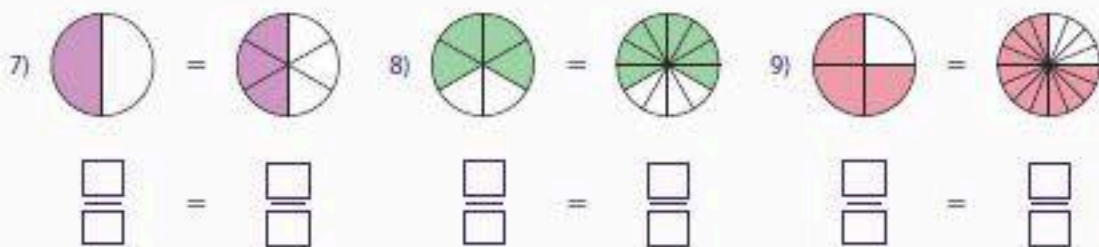
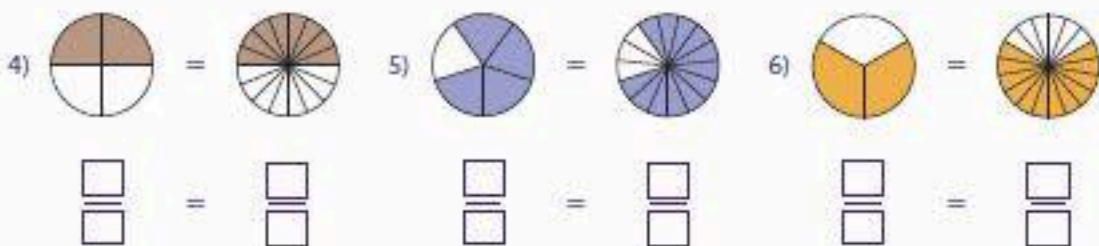
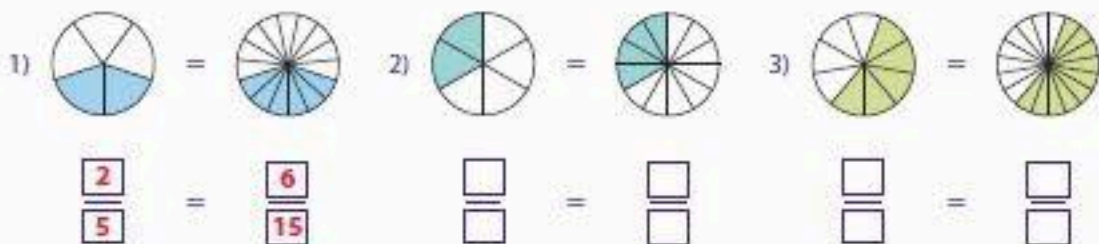
Escribe dos fracciones equivalentes:

Representar


<http://recursosquintsextomates.blogspot.com.es/>

Equivalent Fractions

Write the equivalent proper fractions for the pie models in each problem.

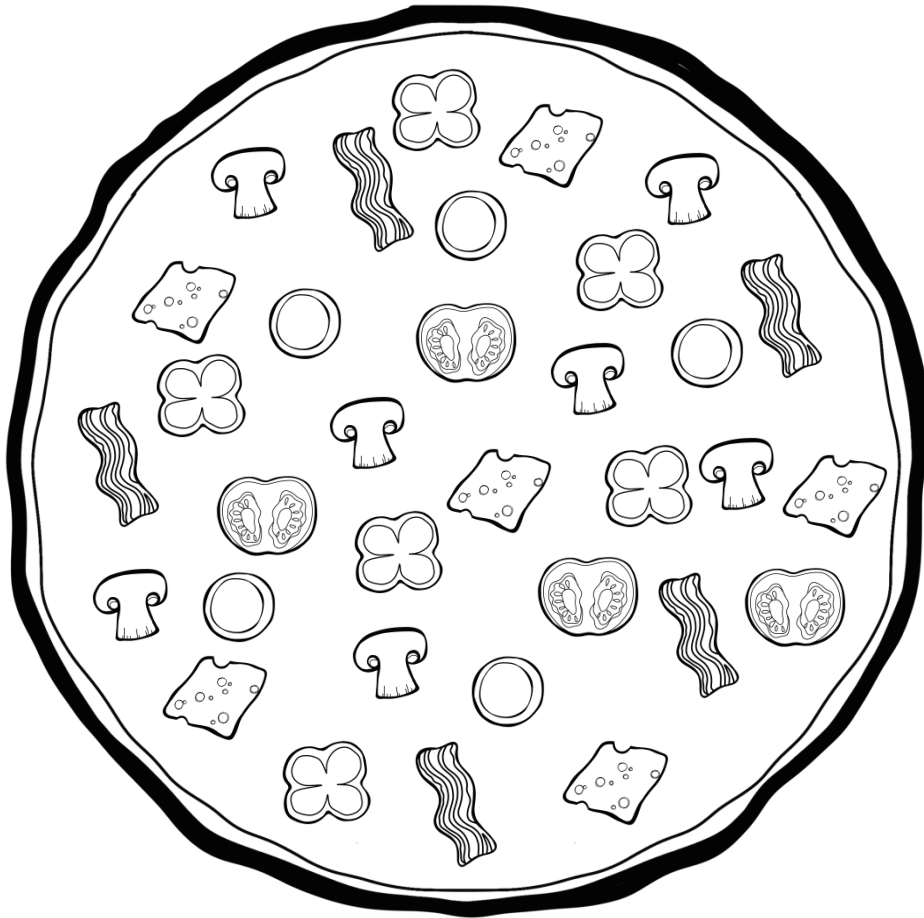



mo



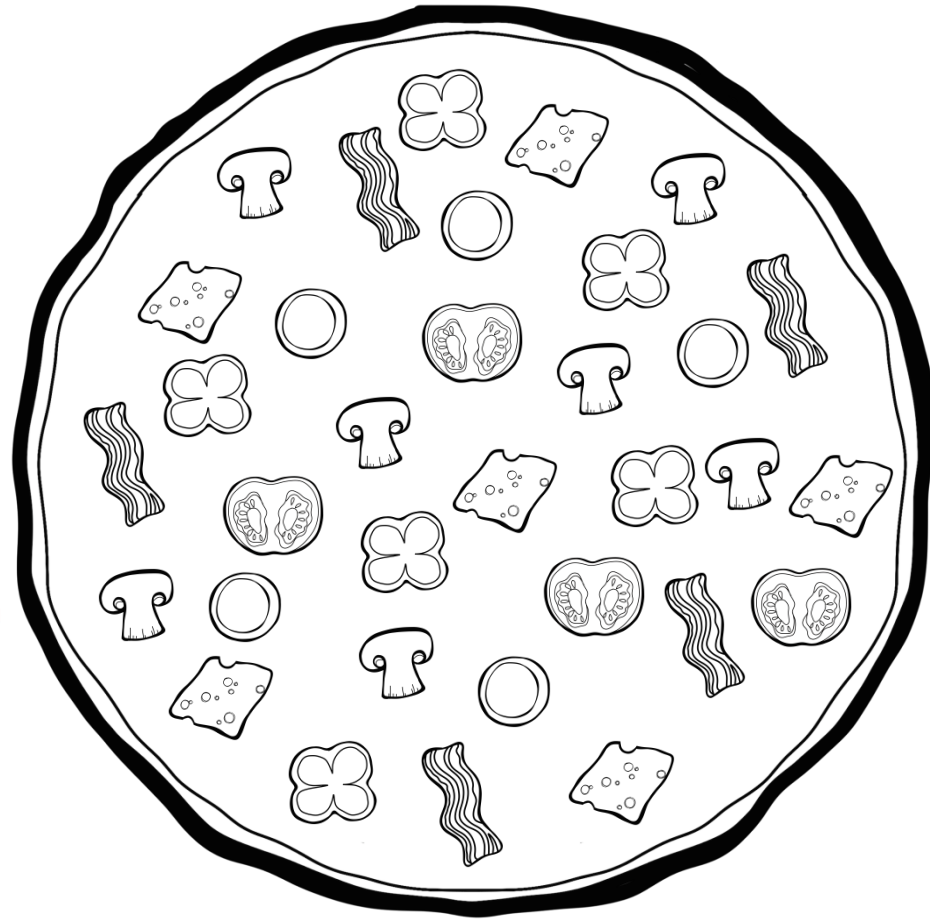
1/2

**Un
Medio**



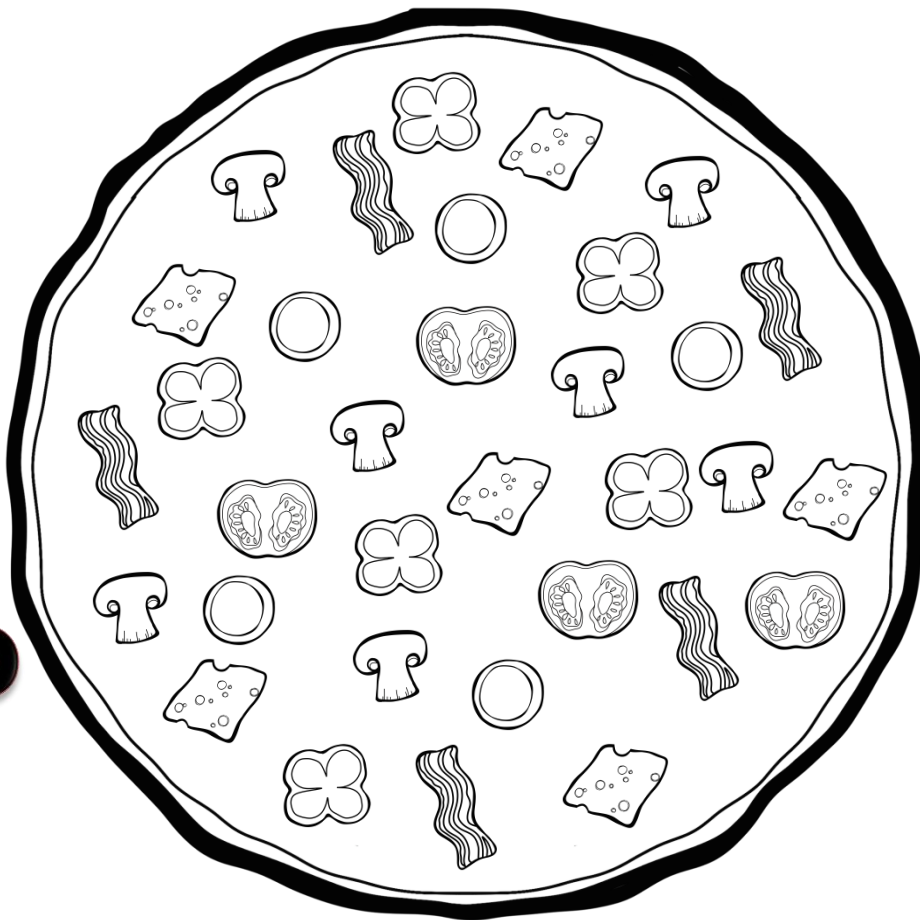
1/5

**Un
Quinto**



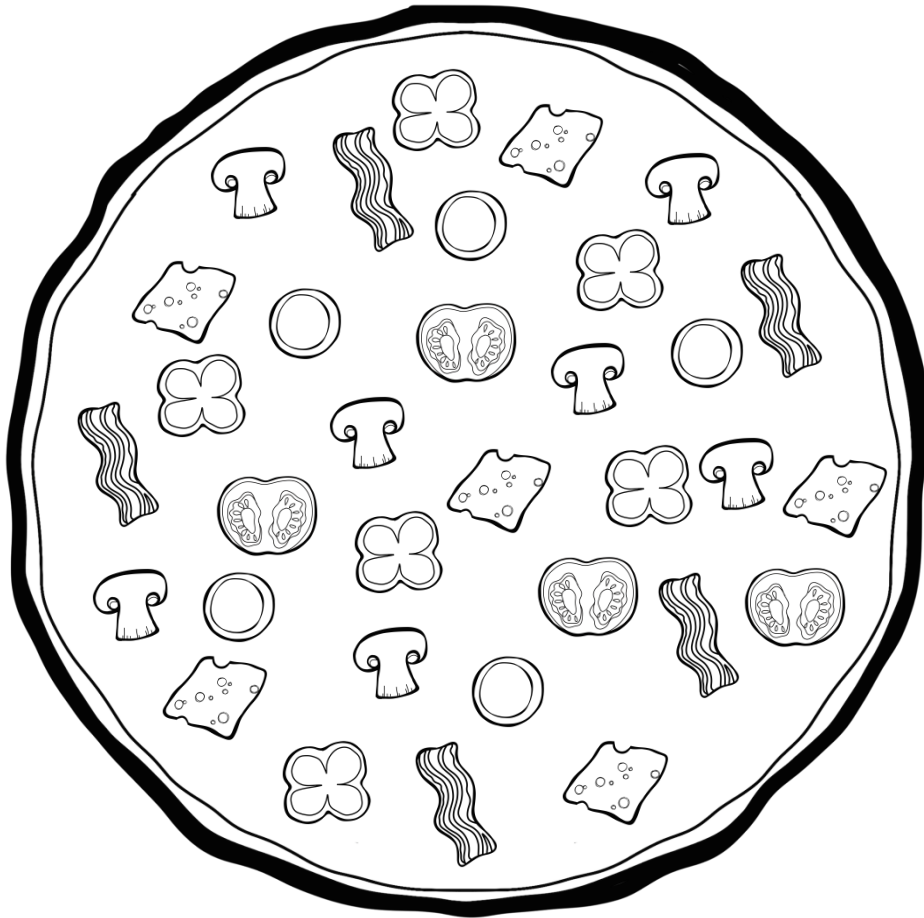
1

Un
Entero



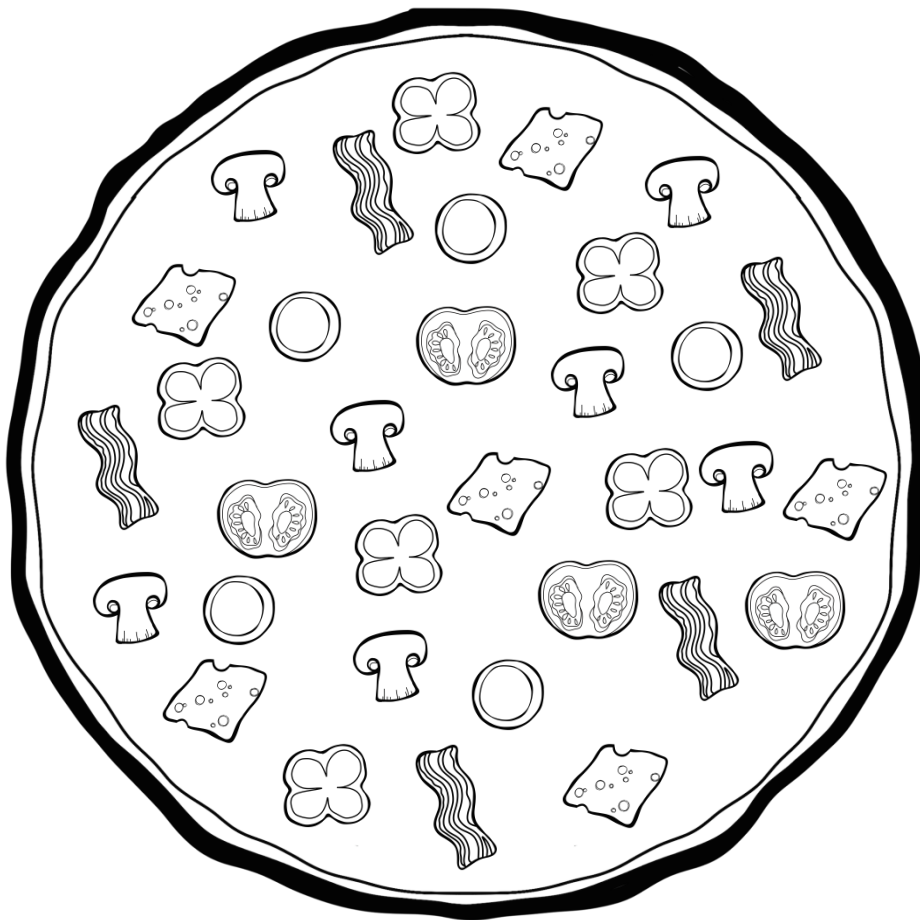
1/4

**Un
Cuarto**



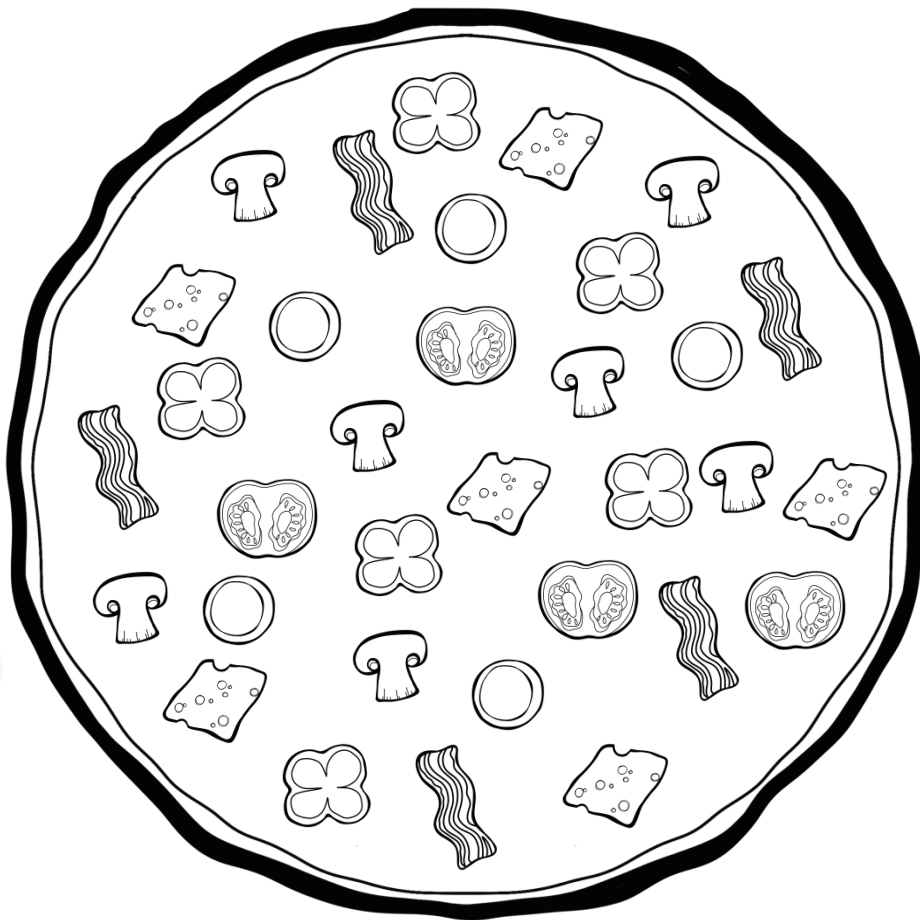
1/6

**Un
Sexto**



1/3

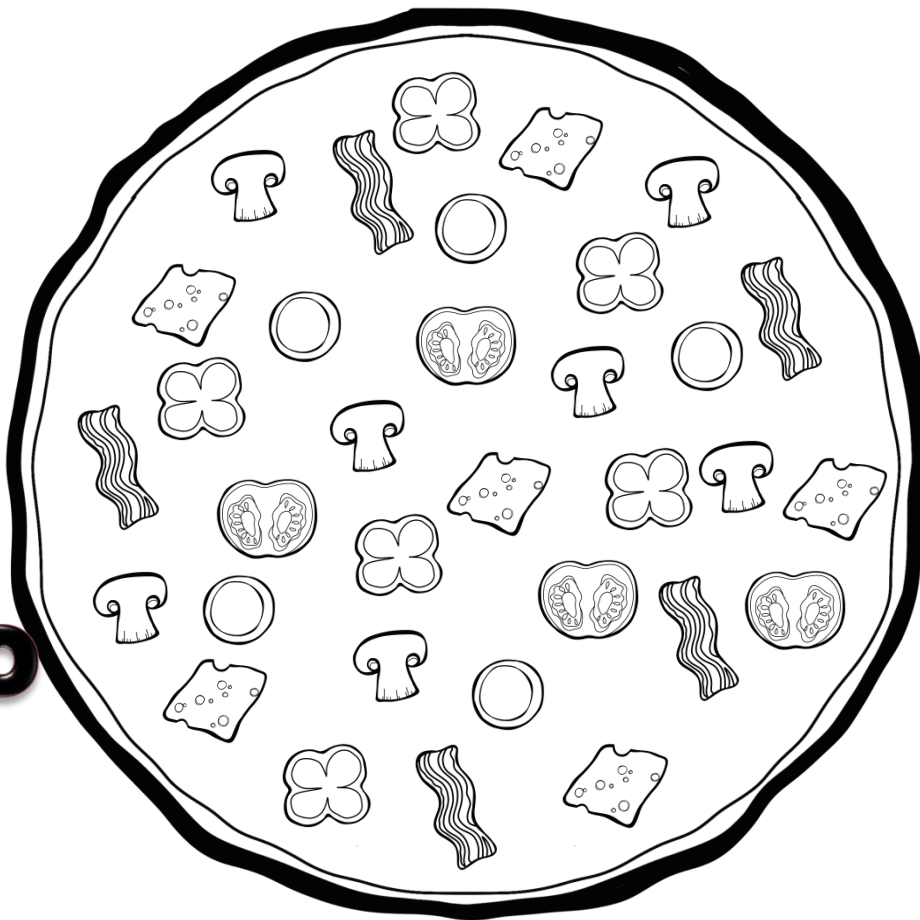
**Un
Tercio**



1/8

Un

Octavo






ILUMINA LA PARTE DE LA PIZZA QUE SE TE INDICA




$3/7$




$1/2$




$2/5$



$2/4$




$2/3$



$4/6$



$5/7$



$1/3$



$2/8$



$4/5$