

NOMBRE: \_\_\_\_\_

DOCENTE: \_\_\_\_\_

# EVALUACIÓN



Diseño y elaboró Diana Monterrubio



1. Con la técnica de boleado decora la portada

NOMBRE: \_\_\_\_\_

# EVALUACIÓN

E:

A:

2. Escucha y pega el miembro de la familia que corresponde






mamá

papá

bebé

abuelo

abuela



NOMBRE: \_\_\_\_\_

# EVALUACIÓN

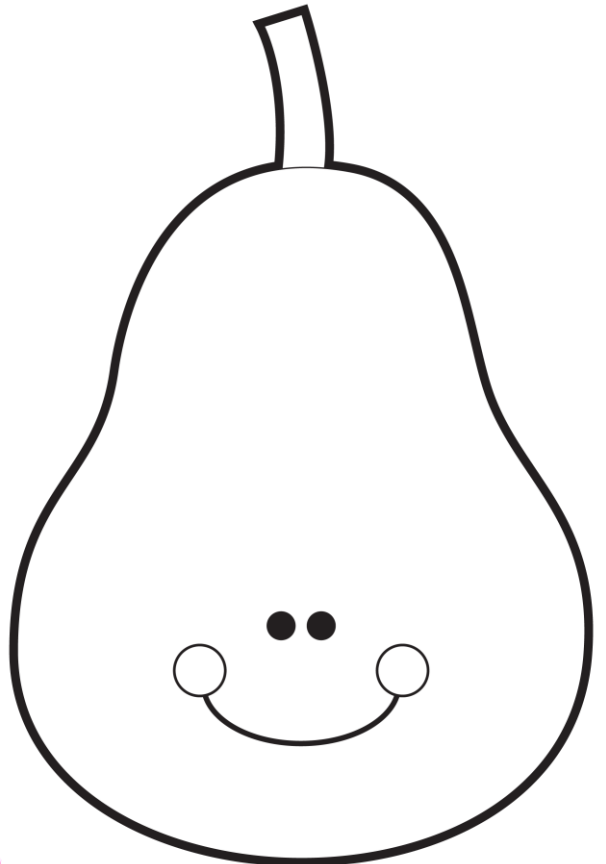


E:

A:

3. Colorea las frutas del color correcto

- plátano
- amarillo

- manzana
- rojo



- pera
- verde



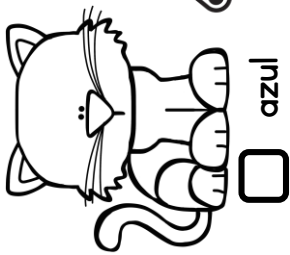
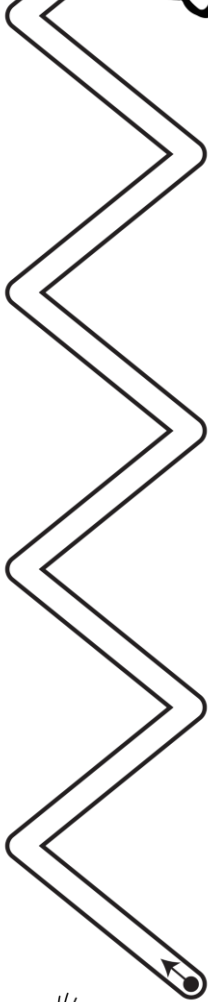

NOMBRE: \_\_\_\_\_

# EVALUACIÓN



E:

A:



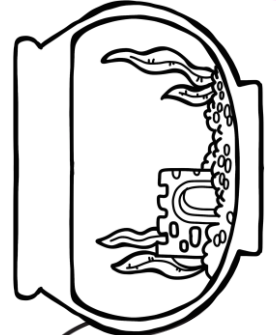
4. Sigue el camino del color que se te indique



azul



rosa



morado

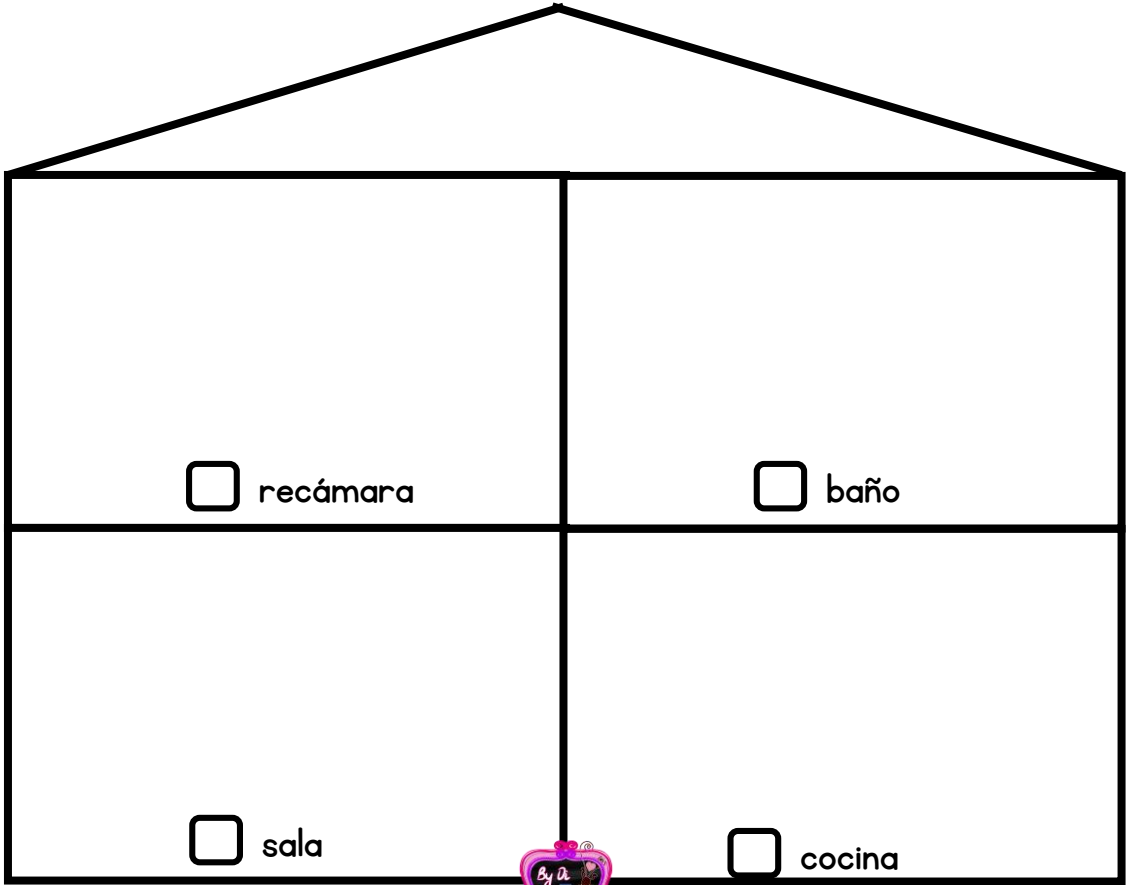
NOMBRE: \_\_\_\_\_

# EVALUACIÓN

E:

A:

5. Escucha y pega el mobiliario donde corresponda



Diseño y elaboró Diana Montterrubio

