


Maestra:

Grado:

Nombre:-----




1. Colorea la portada como quieras




Diseño y elaboró Diana Monterrubio

2. Recorta las partes de la bandera de la bandera, armala y pegala en la parte en blanco de la hoja

Diseñó y elaboró Diana Monterrubio



3. Este soy yo con mi familia. Dentro del recuadro dibujate con tu familia



Diseñó y elaboró Diana Montecubio

Papá

Abuela

Hermano

Mascota

Mamá

Tío

Hermana

Abuelo

Tía

Bebé


4. A un costado de la imagen escribe la vocal con la que inicia, mayúscula y minúscula

(Fijate en el ejemplo)




A

a




a

a



g

g



e

e


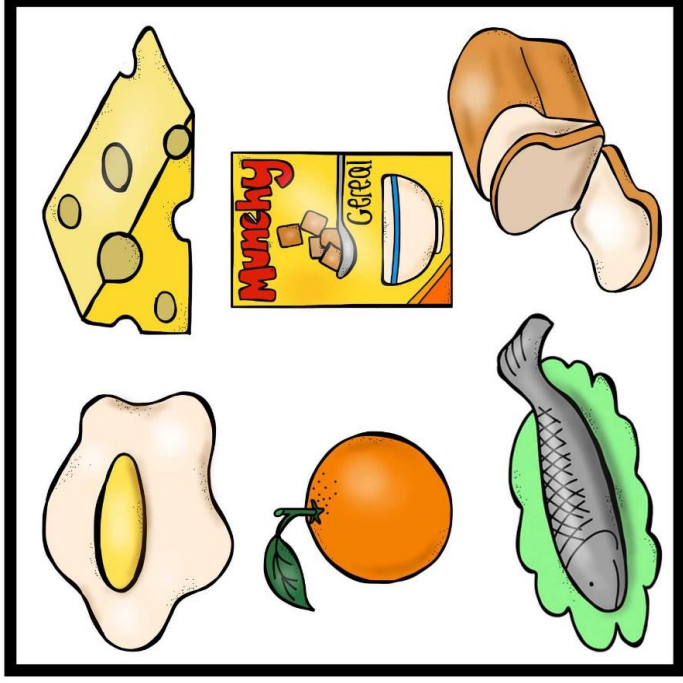


a




a

5. Tacha la imagen donde se ubiquen los

alimentos SALUDABLES



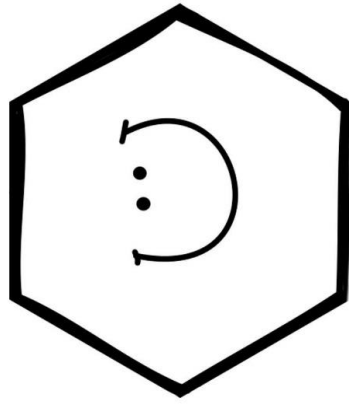
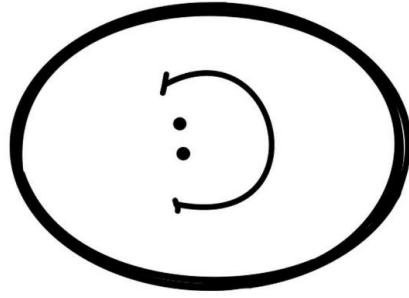
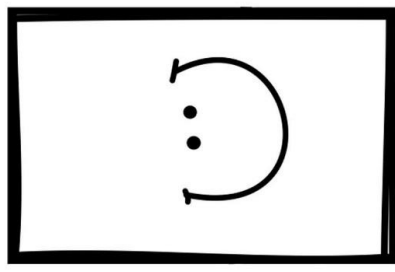
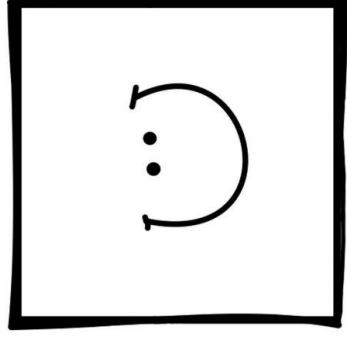
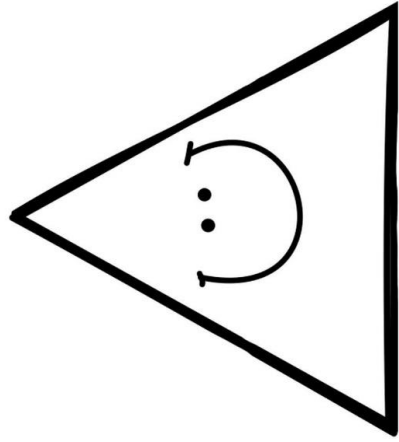


6. Tacha los animales que encuentras en el Zoológico






6. Colorea las figuras geométricas como tu maestra vaya mencionando con el color que te indique



- 1-Rectángulo-rojo
- 2- Cuadrado-azul
- 3-Triángulo-verde
- 4-Círculo-morado
- 5-Hexágono-café
- 6-Estrella-rosa
- 7-Óvalo-amarillo

7. Colorea las figuras según el código de color



- Color:
- rojo
  - morado
  - azul
  - amarillo
  - verde
  - anaranjado

8. Colorea la cantidad de cuadros de cuadros que te indica el número


12


28


17


23


13


21


16

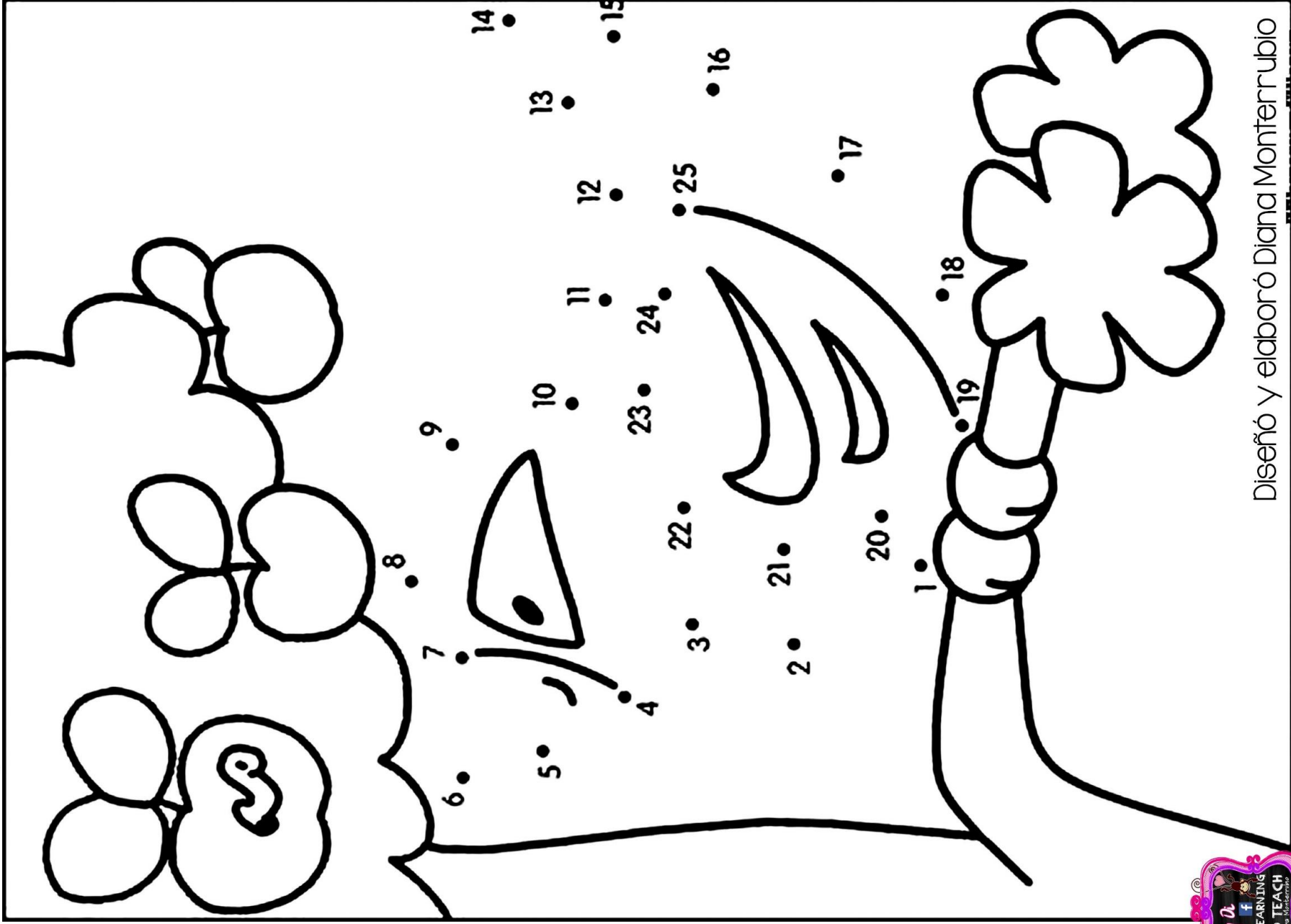

26


19





9. Une los puntos y colorea..



10. Siguiendo la secuencia numérica escribe los números faltantes

1		3	4		
---	--	---	---	--	--

--

15		13			10	8
----	--	----	--	--	----	---


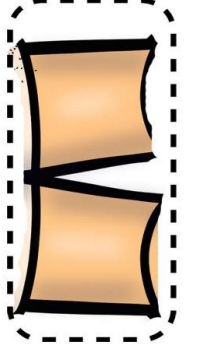




--

		19			21		24
--	--	----	--	--	----	--	----

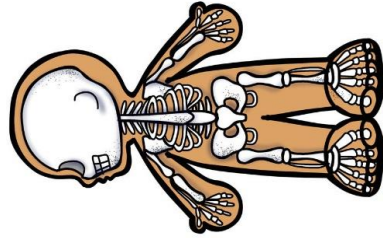
25
----

		29			
--	--	----	--	--	--

II. Recorta y pega en la hoja colocando las partes del cuerpo como corresponden para formar un niño

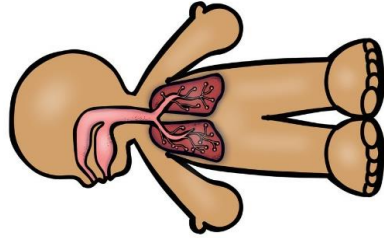


12. Une las dos columnas como corresponda, Escucha a la maestra leer la palabra para que la relaciones con el dibujo que corresponde



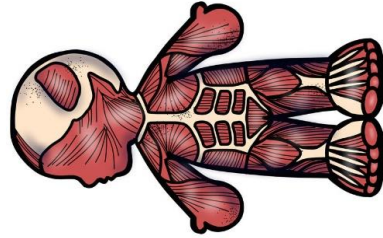
Sistema

Respiratorio



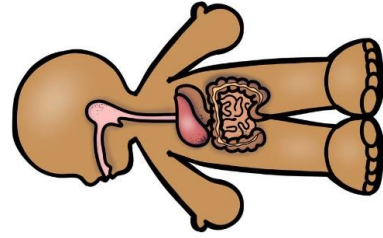
Sistema

Digestivo



Sistema


Esquelético



Sistema

Muscular


13. Completa las palabras de acuerdo a la imagen



\_\_\_\_\_

-----


**no**



\_\_\_\_\_

-----

**jilla**



\_\_\_\_\_

-----

**erna**





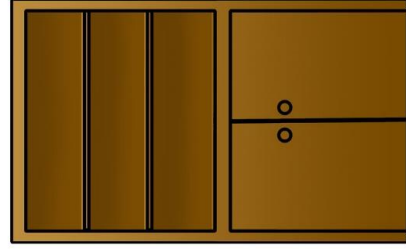





\_\_\_\_\_

-----

**e**



14. Tacha los dibujos de palabras que empiecen con M






15. Une el dibujo con la sílaba con la que inicia

Ma

Me

Mo

Mu




16. Escribe tu nombre



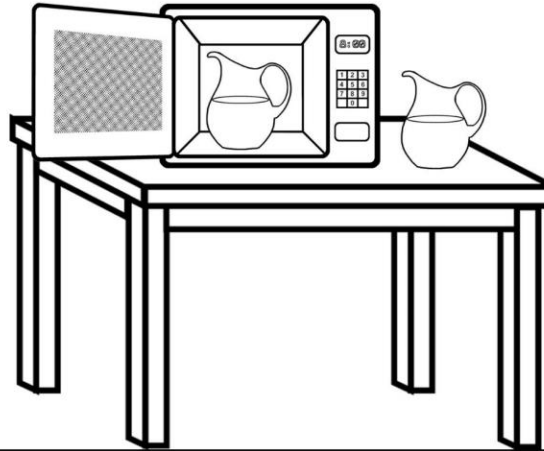
# 17. Ubicación espacial



Colorea la manzana que esta ARRIBA



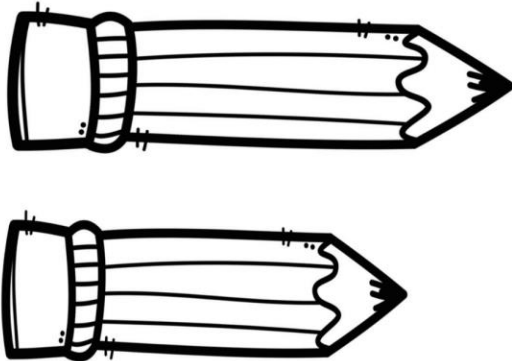
Colorea la jarra que esta AFUERA




Colorea a quien va ADELANTE



Colorea el lápiz más LARGO



Colorea el hongo más PEQUEÑO



Colorea al más ALTO

