


Teacher:

Grade:

Group:


Name: _____



1. Color as you like




2. Use the right color to decorate



Yellow



3. Use the right color to decorate



Green


Diseño y elaboró Diana Monterrubio




4. Use the right color to decorate



Blue




5. Use the right color to decorate



Red.

6. Color the stars that corresponds according to the number



☆	☆	☆	☆	☆

☆	☆	☆	☆	☆

☆	☆	☆	☆	☆

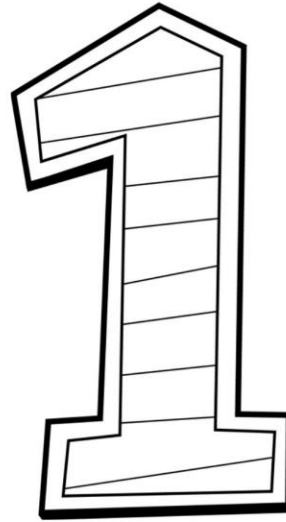


☆	☆	☆	☆	☆

☆	☆	☆	☆	☆



7. Circle the number that your teacher mentions



Mention

Three

Two

Five


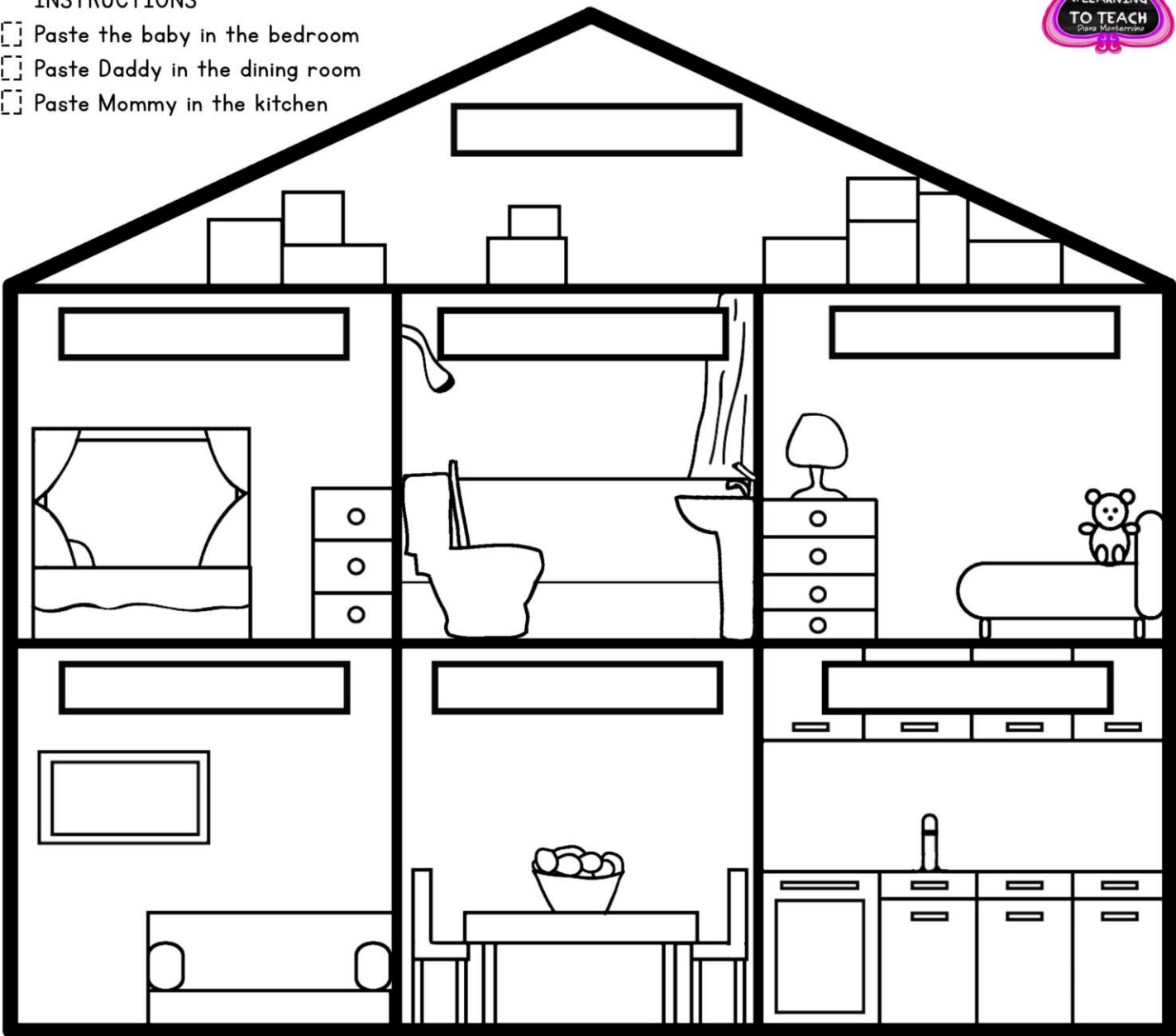


8. Follow your teacher instructions



INSTRUCTIONS

- Paste the baby in the bedroom
- Paste Daddy in the dining room
- Paste Mommy in the kitchen






9. Follow the dotted line and your teacher instructions




INSTRUCTIONS

- Paste the policeman on the square
- Paste the firefighter in the triangle
- Paste the dentist in the circle



Diseño y elaboración Diana Monterrubio



II. Follow your teacher instructions: Touch your or sign...

- your mouth
- your eyes
- your eyebrow
- your cheek

- your chin
- your ears
- your nose
- your hair



Diseñó y elaboró Diana Monterrubio

